




2017

MIRROR CATALOG



**MIRRORS FOR: SPORTBIKES, CRUISERS,
TOURING, DUAL SPORT, ADV, UTV,
SCOOTERS, AND MORE**

MIRROR CATALOG INDEX

BUYERS GUIDE/OEM REF.

| MAKE | PAGE |
|----------|------|
| APRILIA | 1 |
| BMW | 1 |
| BUELL | 1 |
| DUCATI | 1 |
| HONDA | 1-4 |
| KAWASAKI | 4-6 |
| PIAGGIO | 6 |
| SUZUKI | 6-7 |
| YAMAHA | 8-10 |

MIRROR APPLICATIONS

| MAKE | PAGE |
|-----------------------|-------|
| APRILIA | 11 |
| BMW | 11 |
| BUELL | 11 |
| DUCATI | 11 |
| HARLEY DAVIDSON® | 12-13 |
| HONDA | 14-21 |
| KAWASAKI | 22-28 |
| SUZUKI | 29-35 |
| YAMAHA | 35-45 |
| UNIVERSAL MIRRORS | 46-56 |
| MIRROR BRACKETS | 61 |
| MIRROR ADAPTORS | 61 |
| OFF ROAD/ UTV MIRRORS | 56-57 |

SCOOTER MIRRORS

| MAKE | PAGE |
|---------------------------|-------|
| APRILIA | 57-58 |
| PIAGGIO | 58-59 |
| UNIVERSAL SCOOTER MIRRORS | 59-60 |
| VESPA | 59 |

EMGO INTL. LTD. IS A MAJOR WORLDWIDE SUPPLIER OF QUALITY AFTERMARKET POWERSPORTS PRODUCTS. AMERICAN MANAGEMENT AND QUALITY CONTROL, PLUS OVER 50 YEARS EXPERIENCE IN INTERNATIONAL MARKETS, ENSURE YOU OF THE BEST PRODUCT LINES FOR TODAY'S MOTORCYCLES

NO PART OF THIS CATALOG MAY BE REPRODUCED IN ANY FORM OR BY ANY MEANS, MECHANICAL, DIGITAL, PHOTOCOPYING OR OTHERWISE, WITHOUT PRIOR WRITTEN CONSENT OF EMGO INTERNATIONAL LTD.

OIL FILTERS, AIR FILTERS, FUEL FILTERS



EMGO RACE PROVEN "MICROGLASS" OIL FILTERS, HAVE BEEN UPDATED AND BACK IN PRODUCTION. NEW 17MM EASY ON-OFF SOCKET CANISTER.

REGULAR FILTER MEDIA ONLY TRAPS PARTICLES OVER 20 MICRONS. OUR "MICRON" MEDIA STOPS PARTICLES 10 MICRON DEAD IN THEIR TRACKS. NOW AVAILABLE FOR HARLEY DAVIDSON®, HONDA, KAWASAKI, SUZUKI, YAMAHA AND POLARIS MODELS.

FOR 50 + YEARS EMGO HAS BEEN A MAJOR SUPPLIER OF MOTORCYCLE OIL FILTERS TO THE OE + AFTERMARKET TRADE. RACE PROVEN EMGO OIL FILTERS PLUS REPLACEMENT OE STYLE AIR FILTERS AND OE TYPE/CUSTOM FUEL FILTERS MAKE YOUR EMGO DISTRIBUTOR A ONE STOP SUPPLIER FOR FILTERS.

UPDATED CATALOGS AVAILABLE VIA MAIL OR ONLINE: www.emgo.com

| NEW ITEMS ARE IN ITALICS | | | | | | | |
|--------------------------|-----------|-----------------|--------|-----|-------------|--------------|--------------|
| APRILIA | YEAR | OE PART # | E-MARK | L/R | EMGO# BLACK | EMGO# CHROME | EMGO# CARBON |
| SR 50 | 97-08 | 8201976 | E | L | 20-26132 | | |
| Gulliver 50 | 95-98 | 8201975 | E | R | 20-26131 | | |
| | | | E | L/R | 20-26130 | | |
| RS50/125/250 | | Non U.S. Models | E | L | 20-26162 | | 20-26164 |
| | | | E | R | 20-26161 | | 20-26163 |
| Scarabo 50, 100 | 93-01 | 8201984 | E | L/R | 20-26141 | | |
| Scarabo 125/150 | 99-04 | 8102836/36 | E | L/R | | 20-26100 | |
| Scarabo 125, 150 | 99-06 | 8104492 | E | L/R | 20-26110 | | |
| 200, 250 | 99-06 | 8104491 | | | | | |
| Mojito Custom | 99-12 | 8202170 | E | L/R | | 20-26150 | |
| Mojito Habana | 99-08 | 8202166 | | | | | |
| Leonard 125 | 99-04 | 8102867 | | | | | |
| 150, 250 | 99-04 | 8102866 | E | L | 20-26122 | | |
| | | 8102866 | E | R | 20-26121 | | |
| | | | E | L/R | 20-26120 | | |
| RSV 1000R, | 04-08 | 8104861/889 | | L | 20-31542 | | |
| RSV Factory | | 8104860/888 | | R | 20-31541 | | |
| RSV Mille | | | | | | | |
| BMW | YEAR | OE PART # | E-MARK | L/R | EMGO# BLACK | EMGO# CHROME | EMGO# CARBON |
| F800 S | 04-10 | 51-16-7-703-609 | | L | 20-24722 | | |
| F800 ST | 04-12 | 51-16-7-703-610 | | R | 20-24721 | | |
| F800 GT | 2011 | | | | | | |
| BUELL | YEAR | OE PART # | E-MARK | L/R | EMGO# BLACK | EMGO# CHROME | EMGO# CARBON |
| Firebolt 1000 | 03-UP | N0161-02A8 | | L | 20-31502 | | |
| XB8R/XB9R | | N0162-02A8 | | R | 20-31501 | | |
| DUCATI | YEAR | OE PART # | E-MARK | L/R | EMGO# BLACK | EMGO# CHROME | EMGO# CARBON |
| Diavel Dark | 2013 | 523-4-025-2AA | E | L | 20-24702 | | |
| Diavel Strada | 2013 | 523-4-024-2AA | E | R | 20-24701 | | |
| 1199 Panigale | 2013 | 523-5-029-1A | E | L | 20-24712 | | |
| | | 523-5-028-1A | E | R | 20-24711 | | |
| HONDA | YEAR | OE PART # | E-MARK | L/R | EMGO# BLACK | EMGO# CHROME | EMGO# CARBON |
| Vision 110 | 2012 | 88220-GFM-B20 | E | L | 20-87122 | | |
| Non US. Model | | 88210-GFM-B20 | E | R | 20-87121 | | |
| SH 125/150 | 2013-2014 | 88220-K01-D01 | E | L | 20-87132 | | |
| Non US. Model | | 88210-K01-D01 | E | R | 20-87131 | | |
| PCX125/150i | 2010 | 88220-KWN-900 | E | L | 20-87142 | | |
| Non US. Model | | 88210-KWN-900 | E | R | 20-87141 | | |
| 125 Shadow | | 88220-MBZ-K00 | | L | | 20-37362 | 20-37364 |
| 250 Hornet | | 88210-MBZ-K00 | | R | | 20-37361 | 20-37363 |
| *CBR125R | 2011-2012 | 88112-KPP-T01 | E | L | 20-37372 | | |
| *CBR250R | 2011 | 88110-KPP-T01 | E | R | 20-37371 | | |
| *Non US. Model | | | | | | | |
| CBR250R | 2011-2013 | 88120-KYJ-305 | E | L | 20-87102 | | |
| | | 88110-KYJ-305 | E | R | 20-87101 | | |
| VTR 250 | 2009 | 88220-MFM-000 | E | L | | 20-87172 | |
| Non U.S. Model | | 88220-MFM-000 | E | R | | 20-87171 | |
| XL100 | 79-80 | 88120-333-611 | E | L | | 20-30610 | |
| XL125/S | 79-84 | 88110-333-611 | E | R | | 20-30620 | |
| XL185 | 79-83 | | | | | | |
| XL250 | 78-81 | | | | | | |
| CL200 | 1974 | | | | | | |

| HONDA | YEAR | OE PART # | E-MARK | L/R | EMGO# BLACK | EMGO# CHROME | EMGO# CARBON |
|--|-----------|--------------------|--------|-----|-------------|--------------|--------------|
| CB200T/K | 74-76 | 88120-333-611 | E | L | | 20-30610 | |
| CB350K/G/F | 70-73 | 88110-333-611 | E | R | | 20-30620 | |
| CB400F | 77-80 | | | | | | |
| CB450 | 72-74 | | | | | | |
| CB500T/K | 73, 75 | | | | | | |
| CB550K | 77-78 | | | | | | |
| CB650K | 70-82 | | | | | | |
| CB750F/K | 73-78 | | | | | | |
| GL1000 | 75-76 | | | | | | |
| XR250L | 1994-1996 | 88210-195-000 | | L/R | 20-30680 | | |
| CBR300R | 2015-2016 | 88120-K33-305 U.S. | E | L | 20-61712 | | |
| *CBR250RF | 2015 | 88110-K33-305 U.S. | E | R | 20-61711 | | |
| * INDONESIA/MALAYSIA | | | | | | | |
| AUSTRALIA EUROPE OE | | 88120-K33-D01 | E | L | | | |
| | | 88110-K33-D01 | E | R | | | |
| NSS250 | 2004 | 88220-MBZ-K00 | | L | | 20-87182 | |
| CB400SF | 1992-2013 | 88210-MBZ-K00 | | R | | 20-87181 | |
| CBF500 | 2004 | | | | | | |
| CBF600 | 2004-2005 | | | | | | |
| CBF600 Hornet | 2003-2006 | | | | | | |
| CB400SB | 2005 | 88120-MCE-790 | E | L | 20-30602 | | |
| SuperBol D'or | | 88110-MCE-790 | E | R | 20-30601 | | |
| Non US. Model | | | | | | | |
| CB400 | | 88220-MBZ-K00 | E | L | | 20-37362 | 20-37364 |
| CBF500 | | 88210-MBZ-K00 | E | R | | 20-37361 | 20-37363 |
| CB500F | 2013-2015 | 88220-MGZ-J40 | | L | 20-87192 | | |
| | | 88210-MGZ-J40 | | R | 20-87191 | | |
| CBR500 | 2013-2015 | 88120-MGZ-J01 | | L | 20-87152 | | |
| | | 88110-MGZ-J01 | | R | 20-87151 | | |
| VT500/VF500 | | 88120-MF9-000 | E | L | 20-37382 | | |
| VF750F | | 88110-MF9-000 | E | R | 20-37381 | | |
| GL500 | 1981 | 88120-463-771 | | L | | 20-87002 | |
| | | 88130-463-771 | | R | | 20-87001 | |
| CB600F | | 88220-MBZ-K00 | E | L | | 20-37362 | 20-37364 |
| | | 88210-MBZ-K00 | E | R | | 20-37361 | 20-37363 |
| CBF600 | 2004-2006 | 88120-MER-D00 | E | L | 20-37312 | | 20-37314 |
| Non-US model | | 88110-MER-D00 | E | R | 20-37311 | | 20-37313 |
| CBR600F2 | 1991-1994 | 88120-MV9-003 | E | L | 20-87042 | | 20-87072 |
| | | 88110-MV9-003 | E | R | 20-87041 | | 20-87071 |
| CBR600F3 | 1995-1998 | 88120-MV9-003 | E | L | 20-87042 | | 20-87072 |
| | | 88110-MV9-003 | E | R | 20-87041 | | 20-87071 |
| CBR600F4 | 1999-2006 | 88120-MBW-023 | E | L | 20-87022 | | 20-87024 |
| | | 88110-MBW-023 | E | R | 20-87021 | | 20-87023 |
| CBR600F4 | 1999-2006 | 88120-MBW-023 | E | L | 20-87026 | | 20-87028 |
| SAME AS ABOVE WITH TURN SIGNALS | | 88110-MBW-023 | E | R | 20-87025 | | 20-87027 |
| CBR600RR | 2003-2006 | 88120-MEE-003 | E | L | 20-35222 | | 20-35224 |
| | | 88110-MEE-003 | E | R | 20-35221 | | 20-35223 |
| CBR600RR | 2007-2016 | 88120-MEL-013/305 | E | L | 20-35222 | | 20-35224 |
| | | 88110-MEL-013/305 | E | R | 20-35221 | | 20-35223 |
| CBR650F | 2014-2016 | 88120-MJE-305/D01 | E | L | 20-61722 | | |
| | | 88110-MJE-305/D01 | E | R | 20-61721 | | |

| HONDA | YEAR | OE PART # | E-MARK | L/R | EMGO# BLACK | EMGO# CHROME | EMGO# CARBON |
|------------------|-----------|-------------------|--------|-----|-------------|--------------|---------------|
| CTX700 | 2014-2016 | 88220-MJF-305/A00 | E | L | 20-61742 | | |
| | | 88210-MJF-305/A00 | E | R | 20-61741 | | |
| NT700V | 2010 | 88120-MCE-790 | E | L | 20-30602 | | |
| Deauville | | 88120-MCE-790 | E | R | 20-30601 | | |
| CB750 | 1979-1982 | 88110-425-870 | E | L/R | | 20-35200 | 7" Long Stem |
| | | | E | L/R | | 20-37300 | 5" Short Stem |
| RVF750 | 1994 | 88120-MWO-791 | E | L | 20-87082 | | |
| | | 88110-MWO-791 | E | R | 20-87081 | | |
| VT750S Shadow | 2010-2011 | 88220-MGR-641 | E | L | | 20-37392 | |
| | | 88210-MGR-641 | E | R | | 20-37391 | |
| VT750CD/CD2 | 1998-2002 | 88210-MBA-670 | E | L/R | | 20-35210 | |
| VFR750F | 1990-1997 | 88120-MV9-003 | E | L | 20-87042 | | 20-87072 |
| VFR800F1 | 1998-1999 | 88110-MV9-003 | E | R | 20-87041 | | 20-87071 |
| VFR800 | 2000-2001 | 88120-MBG-D01 | E | L | 20-37342 | | 20-37344 |
| | | 88110-MBG-D01 | E | R | 20-37341 | | 20-37343 |
| VFR800 | 2002-2009 | 88120-MCW-D01 | E | L | 20-37352 | | 20-37354 |
| | | 88110-MCW-D01 | E | R | 20-37351 | | 20-37353 |
| CB900 | 1981-1982 | 88110-425-870 | E | L/R | | 20-35200 | 7" Long Stem |
| | | | E | L/R | | 20-37300 | 5" Short Stem |
| CBR900RR | 1993-1997 | 88120-MWO-791 | E | L | 20-87082 | | |
| | | 88110-MWO-791 | E | R | 20-87081 | | |
| CBR929R | 2000-2001 | 88120-MCJ-013 | E | L | 20-87032 | | 20-87034 |
| CBR954 | 2002-2003 | 88110-MCJ-013 | E | R | 20-87031 | | 20-87033 |
| CB1000R | 2011-2016 | 88220-MFN-305 | E | L | 20-61732 | | |
| | | 88210-MFN-305 | E | R | 20-61731 | | |
| CBR1000F | 1993-1996 | 88120-MV9-003 | E | L | 20-87042 | | 20-87072 |
| | | 88110-MV9-003 | E | R | 20-87041 | | 20-87071 |
| CBR1000RR | 2004-2007 | 88120-MEL-003 | E | L | 20-35222 | | 20-35224 |
| | | 88110-MEL-003 | E | R | 20-35221 | | 20-35223 |
| CBR1000RR | 2008-2014 | 88120-MFL-003 | E | L | 20-35262 | | 20-35264 |
| With lights | | 88110-MFL-003 | E | R | 20-35261 | | 20-35263 |
| CB1000 | | 88220-MFN-D00 | E | L | 20-35282 | | |
| Crossrunner | | 88210-MFN-D00 | E | R | 20-35281 | | |
| NON U.S. MODEL | | | | | | | |
| RVT1000R | 2000-2006 | 88120-MBW-023 | E | L | 20-87022 | | 20-87024 |
| RC51 | | 88110-MBW-023 | E | R | 20-87021 | | 20-87023 |
| RVT1000R with | 2000-2006 | 88120-MBW-023 | E | L | 20-87026 | | 20-87028 |
| LED turn signal | | | E | R | 20-87025 | | 20-87027 |
| VTR1000 | 1998-2005 | 88120-MBB-000 | E | L | 20-35252 | | 20-35254 |
| Superhawk | | 88110-MBB-000 | E | R | 20-35251 | | 20-35253 |
| GL1100 | 1980-1981 | 88120-463-771 | | L | | 20-87002 | |
| | | | | R | | 20-87001 | |
| CB1100F | 2013 | 88210-MCE-L01 | | L/R | | 20-87160 | |
| GL1200 | 1984-1987 | 88120-MG9-G83 | | L | 20-87052 | | |
| | | | | R | 20-87051 | | |
| VFR1200 | 2011-2013 | 88120-MEG-305ZA | E | L | 20-35272 | | |
| | | 88110-MEG-305ZA | E | R | 20-35271 | | |
| 1200 CROSSTOURER | 2011-2016 | 88220-MGH-640 | | L | 20-87012 | | |
| Non U.S. Model | | 88210-MGH-640 | | R | 20-87011 | | |

| HONDA | YEAR | OE PART # | E-MARK | L/R | EMGO# BLACK | EMGO# CHROME | EMGO# CARBON |
|--|-----------|-----------------|--------|-----|-------------|--------------|--------------|
| VT1300C ABS | 2011 | 88220-MGR-641 | E | L | | 20-37392 | |
| NON US MODEL | | 88210-MGR-641 | E | R | | 20-37391 | |
| CB1300 | 2005-2009 | 88220-MEJ-721 | | L | | 20-87162 | |
| NON US MODEL | | 88210-MEJ-721 | | R | | 20-87161 | |
| CB1300SB | 2005 | 88120-MEJ-7900 | E | L | 20-30692 | | |
| | | 88110-MEJ-7900 | E | R | 20-30691 | | |
| #These mirrors are also available with Chevron Deco lights | | | | | | | |
| KAWASAKI | YEAR | OE PART # | E-MARK | L/R | EMGO# BLACK | EMGO# CHROME | EMGO# CARBON |
| 125 D-Tracker | 2011 | 56001-0092 | | L | 20-49222 | | |
| | | 56001-0093 | | R | 20-49221 | | |
| EX250R Ninja | 1996-2007 | 56001-1337 | E | L | 20-43082 | | 20-43084 |
| | | 56001-1338 | E | R | 20-43081 | | 20-43083 |
| EX250R Ninja | 2008-2012 | 56001-0098 | E | L | 20-43092 | | 20-43094 |
| | | 56001-0099 | E | R | 20-43091 | | 20-43093 |
| KLX250SF | 2009-2010 | 56001-0092 | | L | 20-49222 | | |
| | | 56001-0093 | | R | 20-49221 | | |
| EX/GPZ305 | 1983 | 56001-1125/1352 | E | L | 20-29671 | | |
| | | 56001-1126/1353 | E | R | 20-29672 | | |
| Ninja 300 | 2013-2016 | 56001-0239 | | L | 20-49252 | | |
| | | 56001-0240 | | R | 20-49251 | | |
| EX500 | 1987-1993 | 56001-1250 | E | L | 20-29663 | | |
| | | 56001-1251 | E | R | 20-29664 | | |
| EX500 | 1994-2009 | 56001-1376 | E | L | 20-29692 | | |
| | | 56001-1377 | E | R | 20-29691 | | |
| | | 56001-13796F | | L | | | |
| | | 56001-13806F | | R | | | |
| | | 56001-13796W | | L | | | |
| | | 56001-13806W | | R | | | |
| ZX600A1-A3 | 1985-1987 | 56001-1250 | E | L | 20-29663 | | |
| B1 | | 56001-1251 | E | R | 20-29664 | | |
| ZX6D/E | 1990-1902 | 56001-1392-H8 | E | L | 20-29622 | | |
| | | 56001-1393-H8 | E | R | 20-29621 | | |
| ZX600F1-F3 | 1995-1997 | 56001-1376 | E | L | 20-29692 | | |
| | | 56001-1377 | E | R | 20-29691 | | |
| ZX600F1-F3 | 1995-1997 | 56001-13796F | | L | | | |
| | | 56001-13806F | | R | | | |
| ZX600F1-F3 | 1995-1997 | 56001-13796W | | L | | | |
| | | 56001-13806W | | R | | | |
| ZX-6R | 1998-2002 | 56001-1483 | E | L | 20-29652 | | |
| | | 56001-1484 | E | R | 20-29651 | | |
| ZX6R 636 | 2013-2016 | 56001-0245 | | L | 20-49262 | | |
| | | 56001-0246 | | R | 20-49261 | | |
| ZX6RR | 2003-2004 | 56001-1589 | E | L | 20-29632 | | 20-29634 |
| 636 | 2003-2004 | 56001-1590 | E | R | 20-29631 | | 20-29633 |
| ZX6RR | 2005-2006 | 56001-0039 | E | L | 20-43012 | | 20-43014 |
| ZX6R(636) | 2005-2006 | 56001-0040 | E | R | 20-43011 | | 20-43013 |
| | | 56001-0005 | E | L | 20-43012 | | 20-43014 |
| | | 56001-006 | E | R | 20-43011 | | 20-43013 |
| ZX-6R | 2009-2012 | 56001-0146 | E | L | 20-43102 | | |
| | | 56001-0147 | E | R | 20-43101 | | |
| ZX-6R | 2007-2008 | 56001-0084 | E | L | 20-43072 | | 20-43074 |
| | | 56001-0085 | E | R | 20-43071 | | 20-43073 |
| ZZR600 | 2003-2004 | 56001-1392 | E | L | 20-29622 | | |
| | | 56001-1393 | E | R | 20-29621 | | |
| ZZR600 | 2005-2008 | 56001-1483 | E | L | 20-29652 | | |
| | | 56001-1484 | E | R | 20-29651 | | |
| ER6N | 2006-2007 | 56001-0030/51 | E | L | 20-43122 | | |
| KLE650 Versys | 2007 | 56001-0031/52 | E | R | 20-43121 | | |
| Z750 | 2004-2006 | | | | | | |
| KLE 650 Versys | 2009 | 56001-0145 | | L | 20-43022 | | |
| | | 56001-0145 | | R | 20-43021 | | |

| KAWASAKI | YEAR | OE PART # | E-MARK | L/R | EMGO# BLACK | EMGO# CHROME | EMGO# CARBON |
|-------------------------|------------------|------------------------|---------------|------------|--------------------|---------------------|---------------------|
| KLE 650 Versys | 2011-2016 | 56001-0194 | | L | 20-49272 | | |
| | | 56001-0195 | | R | 20-49271 | | |
| EX650R Ninja | 2014-2016 | 56001-0274 | | L | 20-49302 | | |
| | | 56001-0275 | | R | 20-49301 | | |
| EX650R Ninja | 2012-2013 | 56001-0223 | | L | 20-49292 | | |
| | | 56001-0224 | | R | 20-49291 | | |
| EX650R Ninja | 2009-2011 | 56001-0142 | | L | 20-49212 | | |
| | | 56001-0143 | | R | 20-49211 | | |
| EX650R | 2006-2008 | 56001-0043 | E | L | 20-43032 | | 20-43034 |
| NINJA650R | | 56001-0044 | E | R | 20-43031 | | 20-43033 |
| EX500 | 1994-1999 | 56001-1376 | E | L | 20-29692 | | |
| ZX600 | 1995-1997 | 56001-1377 | E | R | 20-29691 | | |
| ZX750 | 1993-2002 | | | | | | |
| GPZ750 | 1983-1984 | 56001-1144 | E | L | 20-29681 | | |
| | | 56001-1145 | E | R | 20-29682 | | |
| KZ700 | 1984 | 56001-1125/1352 | E | L | 20-29671 | | |
| KZ750 (KZ750R1) | 1982 | 56001-1126/1353 | E | R | 20-29672 | | |
| ZR800 | 2013-2016 | 56001-0243 | | L | 20-49232 | | |
| Not a U.S. Model | | 56001-0244 | | R | 20-49231 | | |
| ZR750L (Z750) | 2008-2010 | 56001-0117 | | L | 20-49202 | | |
| Australian | | 56001-0118 | | R | 20-49201 | | |
| Z1 900 | 1973-1975 | 56001-1030 | E | L/R | 20-29610 | | 10" Stem |
| | | | E | L/R | 20-29605 | | 5" Stem |
| ZX900R Ninja | 1983-1985 | 56001-1219 | E | L | 20-29661 | | |
| | | 56001-1220 | E | R | 20-29662 | | |
| ZX9R | 1998-2003 | 56001-1483 | E | L | 20-29652 | | |
| | | 56001-1484 | E | R | 20-29651 | | |
| Z1000 (ZR1000) | 2005-2006 | 56001-0030/51 | E | L | 20-43122 | | |
| | | 56001-0031/52 | E | R | 20-43121 | | |
| ZX10R | 2011-2015 | 56001-0288 | E | L | 20-43112 | | |
| | | 56001-0289 | E | R | 20-43111 | | |
| KLZ Versys 1000 | 2012-2015 | 56001-0241 | | L | 20-49282 | | |
| | | 56001-0242 | | R | 20-49281 | | |
| Ninja 1000 | 2014-2016 | 56001-0259 | | L | 20-49242 | | |
| ZX1000MEF | | 56001-0260 | | R | 20-49241 | | |
| KZ1000 | 1977-1980 | 56001-1030 | E | L/R | 20-29610 | | 10" Stem |
| KZ1000 Shaft | 1979-1980 | | E | L/R | 20-29605 | | 5" Stem |
| ZX1000R Ninja | 1986-1987 | 56001-1144 | E | L | 20-29663 | | |
| | | 56001-1145 | E | R | 20-29664 | | |
| ZX-10R | 2004-2007 | 56001-0005/58 | E | L | 20-43012 | | 20-43014 |
| | | 56001-0006/59 | E | R | 20-43011 | | 20-43013 |
| KZ1000 | 1982-1983 | 56001-1125/1352 | E | L | 20-29671 | | |
| Lawson Replica | | 56001-1126/1353 | E | R | 20-29672 | | |
| GPZ1100 | 1981-1982 | | | | | | |
| ZR1000B (Z1000) | 2008 | 56001-0117 | | L | 20-49202 | | |
| | | 56001-0118 | | R | 20-49201 | | |
| ZR1000B (Z1000) | 2009 | 56001-0117 | | L | 20-49202 | | |
| European | | 56001-0118 | | R | 20-49201 | | |
| ZX-10R | 2008-2010 | 56001-0102 | E | L | 20-97252 | | |
| | | 56001-0105 | E | R | 20-97251 | | |
| GPZ1100 | 1983-1984 | 56001-1144 | E | L | 20-29681 | | |
| | | 56001-1145 | E | R | 20-29682 | | |

| KAWASAKI | YEAR | OE PART # | E-MARK | L/R | EMGO# BLACK | EMGO# CHROME | EMGO# CARBON |
|----------------------------------|------------------|--------------------------|---------------|------------|--------------------|---------------------|---------------------|
| KZ1100 | 1981-1982 | 56001-1125/1352 | E | L | 20-29671 | | |
| | | 56001-1126/1353 | E | R | 20-29672 | | |
| ZX-12R | 2000-2001 | 56001-1521 | E | L | 20-43052 | | 20-43054 |
| | | 56001-1522 | E | R | 20-43051 | | 20-43053 |
| ZX-12R | 2002-2005 | 56001-1574 | E | L | 20-43062 | | 20-43064 |
| | | 56001-1575 | E | R | 20-43061 | | 20-40363 |
| ZX-14 | 2008-2016 | 56001-0233 | E | L | 20-43132 | | |
| | | 56001-0234 | E | R | 20-43131 | | |
| ZX-14 | 2006-2007 | 56001-0049 | E | L | 20-43042 | | 20-43044 |
| | | 56001-0050 | E | R | 20-43041 | | 20-43043 |
| PIAGGIO | YEAR | OE PART # | E-MARK | L/R | EMGO# BLACK | EMGO# CHROME | EMGO# CARBON |
| Liberty Ciao | | 583049 | | L/R | 20-31510 | | |
| ET2, ET4 | | 581553 | E | L/R | 20-31500 | | |
| X9,25/125/180 | | 581449 | E | L | 20-31522 | | |
| | | | E | R | 20-31521 | | |
| DNA Gilera 125 | | 583111 | E | L | 20-31532 | | |
| | | | E | R | 20-31531 | | |
| Beverly 125 | | CM067403 | | L/R | | 20-31540 | |
| ZIP 50 | 00-09 | CM063902 | E | L/R | 20-31550 | | |
| ZIP 100 | 06-08 | CM063902 | E | | | | |
| ZIP 125 | 00-03 | | E | | | | |
| SUZUKI | YEAR | OE PART # | E-MARK | L/R | EMGO# BLACK | EMGO# CHROME | EMGO# CARBON |
| Sixteen 125 | 2008-2011 | 56600-39CFO-000 | E | L | 20-55292 | | |
| Non U.S. Model | | 56500-39CFO-000 | E | R | 20-55291 | | |
| GZ 125 Marauder | 2003-2004 | 56600-17G20 | | L | | 20-55222 | |
| | | 56500-12FA0 | | R | | 20-55221 | |
| VL 125 Intruder | 2001-2007 | 56500-26F00 | | L/R | | 20-55271 | |
| Sixteen 150 | 2008-2011 | 56600-39CFO-000 | E | L | 20-55292 | | |
| Non U.S. Model | | 56500-39CFO-000 | E | R | 20-55291 | | |
| VL 250 Intruder | 2001-2004 | 56500-26F00 | | L/R | | 20-55271 | |
| GZ 250 Marauder | 2002-2010 | 56600-17G20 | | L | | 20-55222 | |
| | | 56500-12FA0 | | R | | 20-55221 | |
| AN 250 Burgman | 1998-2002 | 56600-03F00/03FF0 | | L | | 20-55212 | |
| | | 56500-03F00/03FF0 | | R | | 20-55211 | |
| DR-Z400 | 2000-2004 | 56600-06G30 | | L | 20-78202 | | |
| | | 56500-06G30 | | R | 20-78201 | | |
| AN 400 Burgman | 1999-2002 | 56600-03F00/03FF0 | | L | | 20-55212 | |
| | | 56500-03F00/03FF0 | | R | | 20-55211 | |
| AN 400 Burgman | 2003-2006 | 56600-17G20 | | L | | 20-55222 | |
| | | 56500-12FA0 | | R | | 20-55221 | |
| GS500F | 2004-2009 | 56600-01DA0 | E | L | 20-97202 | | 20-97204 |
| | | 56500-01DA0 | E | R | 20-97201 | | 20-97203 |
| GS500E | 1989-1996 | 56600-01D01/D02 | E | L | 20-97282 | | |
| | | 56500-01D01/D02 | E | R | 20-97281 | | |
| GSF600S Bandit | 2001-2003 | 56600-31F00 | E | L | 20-69732 | | 20-69734 |
| | | 56500-31F00 | E | R | 20-69731 | | 20-69733 |
| GSX600FW/ FX/FY/K1-K3 | 1998-2006 | 56600-08F00 | E | L | 20-78232 | | |
| | | 56500-08F00 | E | R | 20-78231 | | |
| GSXR600 | 1992-1993 | 56600-18D01 | E | L | 20-78282 | | |
| | | 56500-18D01 | E | R | 20-78281 | | |
| GSXR600V/W/X/Y | 1997-2000 | 56600-33E00 | E | L | 20-78292 | | |
| | | 56500-33E00 | E | R | 20-78291 | | |
| GSXR600 | 2001 | 56600-24F00 | E | L | 20-78212 | | 20-78222 |
| | | 56500-24F00 | E | R | 20-78211 | | 20-78221 |

| SUZUKI | YEAR | OE PART # | E-MARK | L/R | EMGO# BLACK | EMGO# CHROME | EMGO# CARBON |
|--------------------|-----------|-------------------|--------|-----|-------------|--------------|--------------|
| GSXR600K2 | 2002-2003 | 56600-40F10 | E | L | 20-69722 | | 20-69724 |
| | | 56500-40F10 | E | R | 20-69721 | | 20-69723 |
| GSXR600* | 1989-1996 | Custom | | L/R | 20-69760 | | 20-69764 |
| GSXR600 | 2004-2005 | 56600-29G10 | E | L | 20-69782 | | 20-69784 |
| | | 56500-29G10 | E | R | 20-69781 | | 20-69783 |
| GSXR600 | 2006-2009 | 56600-41G00 | E | L | 20-69792 | | 20-69794 |
| | | 56500-41G00 | E | R | 20-69791 | | 20-69793 |
| GSX600 Katana | 1988-1997 | 56600-20C41/19C00 | | L | 20-78272 | | |
| | | 56500-20C41/19C00 | | R | 20-78271 | | |
| GSXR600 | 2011-2016 | 56600-47H00/01 | E | L | 20-55262 | | |
| with signal insert | | 56500-47H00/01 | E | R | 20-55261 | | |
| DR650SE | 1992-2005 | 56600-06G30 | | L | 20-78202 | | |
| | | 56500-06G30 | | R | 20-78201 | | |
| GSR 600 | 2006-2008 | 56600-38G10/11 | | L | 20-55232 | | |
| GSF650 Bandit | 2005-2006 | 56500-38G10/11 | | R | 20-55231 | | |
| DL650 V-Strom | 2004-2011 | 56600-04F20/21/22 | | L | 20-97232 | | |
| | | 56500-04F20/21/22 | | R | 20-97231 | | |
| SVS650 | 1999-2002 | 56600-19F00 | | L | 20-55202 | | |
| GSX-S750 | 2015 | 56500-19F00 | | R | 20-55201 | | |
| GSR750 | 2011-2015 | | | | | | |
| SV650 | 2003-UP | 56600-03F00/03FF0 | | L | | 20-55212 | |
| | | 56500-03F00/03FF0 | | R | | 20-55211 | |
| SFV 650 Gladius | 2013 | 56600-08J00 | E | L | 20-55282 | | |
| | | 56500-08J00 | E | R | 20-55281 | | |
| SFV 650 Gladius | 2009 | 56600-41F40 | | L | 20-55252 | | |
| | | 56500-41F40 | | R | 20-55251 | | |
| DL650 V-Strom | 2004-2011 | 56600-04F23 | E | L | 20-97232 | | |
| | | 56500-04F23 | E | R | 20-97231 | | |
| GSX650F Katana | 2008-2009 | 56600-38G21 | E | L | 20-97212 | | 20-97214 |
| | | 56500-38G21 | E | R | 20-97211 | | 20-97213 |
| SV650S | 2003-2008 | 56600-16G00 | E | L | 20-69772 | | 20-69774 |
| | | 56500-16G00 | E | R | 20-69771 | | 20-69773 |
| GSXR750 | 2011-2016 | 56600-47H00/01 | E | L | 20-55262 | | |
| with signal insert | | 56500-47H00/01 | E | R | 20-55261 | | |
| GSR 750 | 2011-2015 | 56600-08J00 | E | L | 20-55282 | | |
| | | 56500-08J00 | E | R | 20-55281 | | |
| GSX750 | 1998-2001 | 56600-03F00/03FF0 | | L | | 20-55212 | |
| | | 56500-03F00/03FF0 | | R | | 20-55211 | |
| GSX750 Katana | 1988-1997 | 56600-20C41/19C00 | | L | 20-78272 | | |
| | | 56500-20C41/19C00 | | R | 20-78271 | | |
| GSX750 Katana | 1998-2006 | 56600-08F00 | E | L | 20-78232 | | |
| | | 56500-08F00 | E | R | 20-78231 | | |
| GSXR750TG/H | 1986-1987 | 56600-27A01/30 | E | L | 20-78262 | | |
| | | 56500-57A01/30 | E | R | 20-78261 | | |
| GSXR750* | 1988-1999 | Custom | | L/R | 20-69760 | | 20-69764 |
| GSXR750M/N/ | 1991-1995 | 56600-18D01 | E | L | 20-78282 | | |
| WP/WR/WS | | 56500-18D01 | E | R | 20-78281 | | |
| GSXR750T/V | 1996-1999 | 56600-33E00 | E | L | 20-78292 | | |
| W/X | | 56500-33E00 | E | R | 20-78291 | | |
| GSXR750Y | 2000-2003 | 56600-24F20 | E | L | 20-78212 | | 20-78222 |
| | | 56500-24F20 | E | R | 20-78211 | | 20-78221 |
| GSXR750K2 | 2002-2003 | 56600-40F10 | E | L | 20-69722 | | 20-69724 |
| | | 56500-40F10 | E | R | 20-69721 | | 20-69723 |

| SUZUKI | YEAR | OE PART # | E-MARK | L/R | EMGO# BLACK | EMGO# CHROME | EMGO# CARBON |
|---------------------------------|-----------|-------------------|--------|-----|-------------|--------------|--------------|
| GSXR750 | 2004-2005 | 56600-29G00 | E | L | 20-69782 | | 20-69784 |
| | | 56500-29G00 | E | R | 20-69781 | | 20-69783 |
| GSXR750 | 2006-2009 | 56600-41G00 | E | L | 20-69792 | | 20-69794 |
| | | 56500-41G00 | E | R | 20-69791 | | 20-69793 |
| VZ 800 Intruder | 2005 | 56500-17G20 | | L | | 20-55222 | |
| | | 56500-03F10 | | R | | 20-55221 | |
| DL1000 V-Strom | 2002-2012 | 56600-04F23 | E | L | 20-97232 | | |
| | | 56500-04F23 | E | R | 20-97231 | | |
| GSXR1000K1 | 2000-2002 | 56600-24F20 | E | L | 20-78212 | | 20-78222 |
| GSXR 1000 | | 56500-24F20 | E | R | 20-78211 | | 20-78221 |
| GSXR1000K2 | 2002 | 56600-40F10 | E | L | 20-69722 | | 20-69724 |
| | | 56500-40F10 | E | R | 20-69721 | | 20-69723 |
| GSXR1000 | 2003-2004 | 56600-16G00 | E | L | 20-69772 | | 20-69774 |
| | | 56500-16G00 | E | R | 20-69771 | | 20-69773 |
| GSXR1000 | 2005-2008 | 56600-41G00 | E | L | 20-69792 | | 20-69794 |
| | | 56500-41G00 | E | R | 20-69791 | | 20-69793 |
| GSXR 1000 with signal insert | 2009-2016 | 56600-47H00/01 | E | L | 20-55262 | | |
| | | 56500-47H00/01 | E | R | 20-55261 | | |
| SV1000S | 2003-2007 | 56600-16G10 | E | L | 20-69772 | | 20-69774 |
| | | 56500-16G10 | E | R | 20-69771 | | 20-69773 |
| TL1000R | 1998-2003 | 56600-22D11 | E | L | 20-97222 | | 20-97224 |
| TL1000S | 1997-2001 | 56500-22D11 | E | R | 20-97221 | | 20-97223 |
| GSXR1100H/J | 1987-1988 | 56600-27A01/30 | E | L | 20-78262 | | |
| | | 56500-57A01/30 | E | R | 20-78261 | | |
| GSXR1100* | 1988-1999 | Custom | | L/R | 20-69760 | | 20-69764 |
| GSXR1100WP/WR | 1993-1994 | 56600-18D01 | E | L | 20-78282 | | |
| | | 56500-18D01 | E | R | 20-78281 | | |
| GSF 1200 Bandit | 2001-2005 | 56600-03F00/03FF0 | | L | | 20-55212 | |
| | | 56500-03F00/03FF0 | | R | | 20-55211 | |
| GSF1200S Bandit | 2001-2005 | 56600-31F00 | E | L | 20-69732 | | 20-69734 |
| | | 56500-31F00 | E | R | 20-69731 | | 20-69733 |
| GSF1250 Bandit | 2007-2009 | 56600-38G21 | E | L | 20-97212 | | 20-97214 |
| | | 56500-38G21 | E | R | 20-97211 | | 20-97213 |
| GSX1300R | 1999-2015 | 56600-24F20 | E | L | 20-78212 | | 20-78222 |
| HAYABUSA | | 56500-24F20 | E | R | 20-78211 | | 20-78221 |
| 1300 GSX B-King | 2008-2009 | 56600-41F40 | | L | | 20-55252 | |
| | | 56500-41F40 | | R | | 20-55251 | |
| VL 1500 Intruder | 1998-2008 | 56500-17G20 | | L | | 20-55222 | |
| | | 56500-03F10 | | R | | 20-55221 | |

*SMALLER MIRROR FOR A RACIER LOOK. FITS STOCK MOUNTING HOLES

| YAMAHA | YEAR | OE PART # | E-MARK | L/R | EMGO# BLACK | EMGO# CHROME | EMGO# CARBON |
|------------|-----------|-----------------|--------|-----|-------------|--------------|--------------|
| X-City 125 | 2008-2012 | 5B2-26280-10-00 | | L | 20-57992 | | |
| | | 5B2-26290-10-00 | | R | 20-57991 | | |
| Xenter 125 | 2012 | 52S-26280-00-00 | E | L | 20-86842 | | |
| | | 52S-26280-00-00 | E | R | 20-86841 | | |
| X-Max 125 | 2008-Up | 189-F6280-20-00 | | L | 20-57922 | | |
| | | 189-F6290-20-00 | | R | 20-57921 | | |
| Xenter 150 | 2012 | 52S-26280-00-00 | E | L | 20-86842 | | |
| | | 52S-26280-00-00 | E | R | 20-86841 | | |
| X-City 250 | 2008-2012 | 5B2-26280-10-00 | | L | 20-57992 | | |
| | | 5B2-26290-10-00 | | R | 20-57991 | | |
| YDS2, YDS3 | 1963-1966 | 162-26290-00-00 | | L/R | 20-43000 | | |

| YAMAHA | YEAR | OE PART # | E-MARK | L/R | EMGO# BLACK | EMGO# CHROME | EMGO# CARBON |
|--------------------------|-------------|--------------------|---------------|------------|--------------------|---------------------|---------------------|
| DT100 | 1974-1976 | 342-26290-10-00 | | L | | 20-37410 Pair | |
| RS100 | 1976 | 341-26290-01-00 | | R | | | |
| DT125 | 1974-1975 | | | | | | |
| RD125 | 1975-1976 | | | | | | |
| DT175 | 1974-1976 | | | | | | |
| RD200 | 1974-1976 | | | | | | |
| DT250 | 1974-1977 | | | | | | |
| RD250 | 1973-1975 | | | | | | |
| RD350 | 1973-1975 | | | | | | |
| DT360 | 1974 | | | | | | |
| DT400 | 1975-1977 | | | | | | |
| RD400 | 1976-1977 | | | | | | |
| XT500 | 1973-1974 | | | | | | |
| TX750 | 1973-1974 | | | | | | |
| SR400 | 2015-2016 | 5YU-26280-11-00 | | L | | 20-34922 | |
| | | 5YU-26290-11-00 | | R | | 20-34921 | |
| YZFR3 | 2015-2016 | 1WD-F6280-10-00 | | L | 20-80832 | | |
| | | 1WD-F6280-10-00 | | R | 20-80831 | | |
| XS360 | 1976-1977 | 1J7-26290-12-00 | E | L | 20-31901 | W/Chrome stem | |
| RD400 | 1976-1979 | 1J7-26290-02-00 | E | R | 20-31902 | W/Chrome stem | |
| XS500 | 1976-1978 | | | | | | |
| XS750 | 1977-1978 | | | | | | |
| XP500 T-Max | 2012-2014 | 59C-26280-00-00 | E | L | 20-86912 | | |
| | | 59C-26290-00-00 | E | R | 20-86911 | | |
| XP500 T-Max (Scooter) | 2008-2011 | 4B5-26280-00/19-00 | E | L | 20-57912 | | |
| | | 4B5-26290-00/19-00 | E | R | 20-57911 | | |
| FZR600 | 1989-1999 | 3HE-26290-00/10-00 | E | L | 20-86882 | | |
| | | 3HE-26280-00/10-00 | E | R | 20-86881 | | |
| FZ6 | | 1B3-26290-10-00 | E | L | | 20-86839 | |
| | | 1B3-26280-10-00 | E | R | | 20-86838 | |
| FZS600 (FZ6) | 2004-2006 | 5VX-26280-00-00 | E | L | 20-80572 | | 20-80574 |
| | | 5VX-26290-00-00 | E | R | 20-80571 | | 20-80573 |
| FZS600 (FZ6) | 2007-2009 | 4S8-26280-00-00 | E | L | 20-31942 | | 20-31944 |
| | | 4S8-26290-00-00 | E | R | 20-31941 | | 20-31943 |
| XVS650 Custom | 2007-2016 | 4VR-26280-10-00 | E | L | | 20-80812 | |
| | | 4VR-26290-10-00 | E | R | | 20-80811 | |
| XVS Custom | 2007-2016 | | | L | | 20-80822 | |
| 3" shorter version of | | | | R | | 20-80821 | |
| FZ6R | 2009-2017 | 36P-26290-00-00 | E | R | 20-80591 | | |
| | | 36P-26280-00-00 | E | L | 20-80592 | | |
| XJ600 SECA II | 1992-1998 | 4BR-26280-00-00 | E | L | 20-37472 | | |
| XJ600S Diversion | 1998-2002 | 4BR-26290-00-00 | E | R | 20-37471 | | |
| XJ600N | 1996-2002 | | | | | | |
| XJ6N | 2014-2016 | 20S-26280-10-00 | | L | 20-37491 | | |
| | | 20S-26280-10-00 | | R | 20-37492 | | |
| YZF600R | 1995-2007 | 4FM-26290-10-00 | E | L | 20-86872 | | |
| | | 4FM-26280-10-00 | E | R | 20-86871 | | |
| YZF-R6 | 1999-2000 | 4YR-26280-01-00 | E | L | 20-86892 | | |
| | | 4YR-26290-00-00 | E | R | 20-86891 | | |
| YZF-R6 | 2001-2002 | 5MT-26280-00-00 | E | L | 20-80562 | | 20-80564 |
| | | 5MT-26290-00-00 | E | R | 20-80561 | | 20-80563 |
| YZF-R6 | 2003-2006 | 5SL-26280-00-00 | E | L | 20-80552 | | 20-80554 |
| YZF-R6SW | 2007-2009 | 5SL-26290-00-00 | E | R | 20-80551 | | 20-80553 |
| YZF-R6W | 2006-2007 | 2C0-26280-00-00 | E | L | 20-37422 | | 20-37424 |
| | | 2C0-26290-00-00 | E | R | 20-37421 | | 20-37423 |

| YAMAHA | YEAR | OE PART # | E-MARK | L/R | EMGO# BLACK | EMGO# CHROME | EMGO# CARBON |
|------------------|-----------|--------------------|--------|-----|-------------|--------------|--------------|
| YZF-R6 | 2008-2016 | 13S-28280-00/10-00 | | L | 20-57902 | | |
| | | 13S-26290-00/10-00 | | R | 20-57901 | | |
| FZ700 | 1987 | 1AE-26280-00-00 | | L | 20-86852 | | |
| FZ750 | 85-86, 88 | 1AE-26290-00-00 | | R | 20-86851 | | |
| YZF750 | 1994-1998 | 4FM-26290-10-00 | E | L | 20-86872 | | |
| | | 4FM-26280-10-00 | E | R | 20-86871 | | |
| XJ750 | 1981-1983 | 31A-26290-00-00 | E | L/R | 20-86800 | | |
| XJ900 SECA | 1983 | 31A-26290-10-00 | | | | | |
| XV920 | 1983 | | | | | | |
| FZ8 FAZER | 2013-2015 | 20S-26290-50-00 | E | L | 20-37492 | | |
| | | 20S-26280-50-00 | E | R | 20-37491 | | |
| MT09 | 2014-2015 | 1RC-26280-00-00 | | L | 20-34932 | | |
| FZ09 | 2014-2016 | 1RC-26290-00-00 | | R | 20-34931 | | |
| TDM 850 | 1999-2001 | 4TX-26280-00-00 | E | L | 20-37462 | | |
| | | 4TX-26290-00-00 | E | R | 20-37461 | | |
| TDM850 | 1992-1993 | 3VD-26280-01-00 | | L | 20-86812 | | |
| | | 3VD-26290-01-00 | | R | 20-86811 | | |
| TDM900 | 2002-2012 | 4TX26280-42-00 | E | L | 20-37462 | | |
| | | 4TX-26290-42-00 | E | R | 20-37461 | | |
| FZS1000 (FZ1) | 2001-2005 | 5LV-26280-00-00 | E | L | 20-80512 | | 20-80514 |
| | | 5LV-26290-00-00 | E | R | 20-80511 | | 20-80513 |
| FZS1000 (FZ1) | 2006-2015 | 3C3-26280-00/10-00 | E | L | 20-37432 | | 20-37434 |
| | | 3C3-26290-00/10-00 | E | R | 20-37431 | | 20-37433 |
| FZR1000 | 1994-1995 | 4FM-26290-10-00 | E | L | 20-86892 | | |
| | | 4FM-26280-10-00 | E | R | 20-86891 | | |
| YZF1000R | 1997 U.S. | 4SV-26280-00-00 | E | L | 20-48592 | | |
| | 96-01 EU. | 4SV-26290-00-00 | E | R | 20-48591 | | |
| YZF1000R1 | 1998-1999 | 4YR-26280-01-00 | E | L | 20-86892 | | |
| | | 4YR-26290-00-00 | E | R | 20-86891 | | |
| YZF1000R1 | 2000-2001 | 5JJ-26280-00-00 | E | L | 20-80502 | | 20-80504 |
| | | 5JJ-26290-00-00 | E | R | 20-80501 | | 20-80503 |
| YZF1000R1 | 2002-2003 | 5PW-26280-00-00 | E | L | 20-80532 | | 20-80534 |
| | | 5PW-26290-00-00 | E | R | 20-80531 | | 20-80533 |
| YZF1000R1 | 2004-2006 | 5VY-26280-00-00 | E | L | 20-80542 | | 20-80544 |
| | | 5VY-26290-00-00 | E | R | 20-80541 | | 20-80543 |
| YZF1000R1 | 2007-2008 | 4C8-26280-00-00 | E | L | 20-37442 | | 20-37444 |
| | | 4C8-26290-00-00 | E | R | 20-37441 | | 20-37443 |
| YZFR1 | 2009-2014 | 14B-26280-00-00 | | L | 20-37482 | | |
| | | 14B-26290-00-00 | | R | 20-37481 | | |
| FJ1100 | 1984-1985 | 36Y-26290G-00-00 | | L | 20-31952 | | |
| | | 36Y-26290T-00-00 | | R | 20-31951 | | |
| FJR1300 | 2003-2005 | 5JW-26280-00-00 | E | L | 20-80522 | | 20-80524 |
| | | 5JW-26290-00-00 | E | R | 20-80521 | | 20-80523 |
| XTZ1200Z | 2014-2015 | 2BS-26280-00-00 | E | L | 20-34942 | | |
| SUPER TENERE | | 2BS-26290-00-00 | E | R | 20-34941 | | |
| XJR 1300 | | 1B3-26290-10-00 | E | L | | 20-86839 | |
| Non U.S. Model | | 1B3-26280-10-00 | E | R | | 20-86838 | |
| VMX1700 V-Max | 2009-2016 | 2S3-26280-00-00 | | L | | 20-57932 | |
| | | 2S3-26290-00-00 | | R | | 20-57931 | |
| XV, XJ, VMX | | 1AA-26980-02-00 | | L | | 20-86832 | |
| | | 1AA-26920-02-00 | | R | | 20-86831 | |



MIRRORS FOR APRILIA

APRILIA
RSV1000 2004-2008
RSV FACTORY
RSVMILLE

| | BLACK | REPLACES OEM: |
|--------------|-----------------|----------------------|
| RIGHT | 20-31541 | 8104860/888 |
| LEFT | 20-31542 | 8104861/889 |



APRILIA

FITS NON-US MODELS, RS50, RS125, RS250

| | BLACK | CARBON |
|--------------|-----------------|-----------------|
| RIGHT | 20-26161 | 20-26163 |
| LEFT | 20-26162 | 20-26164 |



MIRRORS FOR DUCATI

DUCATI

DIAVEL STRADA DIAVEL DARK 2013

| | BLACK | REPLACES OEM: |
|--------------|-----------------|----------------------|
| RIGHT | 20-24701 | 523-4-024-2AA |
| LEFT | 20-24702 | 523-4-025-2AA |



DUCATI

1199 PANIGALE
2013

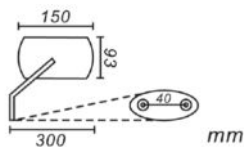
| | BLACK | REPLACES OEM: |
|--------------|-----------------|----------------------|
| RIGHT | 20-24711 | 523-5-028-1A |
| LEFT | 20-24712 | 523-5-029-1A |



MIRRORS FOR BMW

BMW

FITS: F800 S 2004-2010
F800 ST 2004-2012
F800 GT 2011



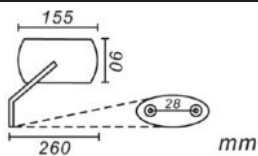
| | BLACK | REPLACES OEM: |
|--------------|-----------------|------------------------|
| RIGHT | 20-24721 | 51-16-7-703-610 |
| LEFT | 20-24722 | 51-16-7-703-609 |



MIRRORS FOR BUELL

BUELL

FIREBOLT XB8R,
XB9R 1000 2003-UP



| | BLACK | REPLACES OEM: |
|--------------|-----------------|----------------------|
| RIGHT | 20-31501 | N0162-02A8 |
| LEFT | 20-31502 | N0161-02A8 |



MIRRORS APRILIA, DUCATI, BMW, BUELL

MIRRORS FOR HARLEY DAVIDSON®

MIRRORS FOR HARLEY DAVIDSON®



FOR HARLEY DAVIDSON®

**RECTANGULAR MIRROR
125MM X 86MM. TINTED MIRROR SURFACE.
SOLD EACH**

| | |
|--------------|----------------------|
| | STAMPED STEEL |
| RH/LH | 20-34800 |



FOR HARLEY DAVIDSON®

**MINI HARLEY® STYLE MIRRORS
NOW A SMALLER (4" X 2-3/4" MIRROR FACE)
VERSION OF THE POPULAR "HARLEY®" STYLE
MIRROR. HIGH QUALITY DIE-CAST CHROME FINISH**

| | |
|----------------------|----------------------|
| SCREW IN TYPE | SPLIT STEM |
| 20-31784 LH | 20-31787LH/RH |
| 20-31785 RH | |



FOR HARLEY DAVIDSON®

**CHOPPER MIRRORS
2 STYLES, OVAL AND CLASSIC. 2" X 4 1/2"
DIE-CAST OR STAMPED STEEL.
FITS LEFT OR RIGHT SIDE. SOLD EACH**

| | |
|----------------------------------|-------------------------------|
| CLASSIC STYLE | OVAL STYLE |
| 20-34810 STAMPED STEEL | 20-34830 STAMPED STEEL |
| 20-34820 DIE-CAST CLASSIC | |
| 20-34820B BLACK | |



FOR HARLEY DAVIDSON®

**CUSTOM BUFFALO MIRRORS
CHROME 3 INCH DIE-CAST BODY.
COMES IN "RAIL BACK" DESIGN.
FITS RIGHT OF LEFT HAND.
SOLD EACH**

| | |
|---------------|-----------------|
| CHROME | |
| RH/LH | 20-06847 |



FOR HARLEY DAVIDSON®

**BOLT THRU STEM FOR HARLEY®
AVAILABLE IN BLACK OR CHROME
RIGHT HAND OR LEFT HAND**

| | |
|-----------------|------------------|
| CHROME | BLACK |
| 20-06817 | 20-06817B |



FOR HARLEY DAVIDSON®

**4" MIRROR AVAILABLE IN 4" AND 7.5" STEMS WITH
HARLEY® STYLE FITTINGS.**

| | |
|-----------------------|----------------------|
| LEFT AND RIGHT | SOLD AS PAIR. |
| 4" STEM | 7.5" STEM |
| 20-21794 | 20-21795 |

FOR HARLEY DAVIDSON®
CUSTOM MIRRORS AVAILABLE IN CHROME OR
SATIN BLACK FINISH

| | CHROME | SATIN BLACK |
|--------------|-----------------|--------------------|
| RIGHT | 20-53095 | 20-53097 |
| LEFT | 20-53096 | 20-53098 |



EACH IN A POINT OF SALE DISPLAY CARD

FOR HARLEY DAVIDSON®
BUFFALO MARK II BILLET MIRRORS
REPLACEMENT CUSTOM BILLET MIRRORS
FOR HARLEY DAVIDSON®

| PAIR | INDIVIDUAL |
|----------------------------|-------------------------------|
| 20-26304 SHORT STEM | 20-26304R SHORT STEM R |
| | 20-26306R LONG STEM R |
| 20-26306 LONG STEM | 20-26304L SHORT STEM L |
| | 20-26306L LONG STEM L |



EACH PAIR
IN A BOX

EACH IN A POINT OF
SALE DISPLAY CARD

FOR HARLEY DAVIDSON®

DIE CAST MIRRORS
FITS LEFT OR RIGHT HAND.
SOLD EACH

| PLAIN FACE | SCROLLED FACE |
|-------------------|---------------------------|
| 20-21708 | 20-21709 (No Name) |
| | 20-21730 (V-Twin) |



FOR HARLEY DAVIDSON®

“ LIVE TO RIDE MIRRORS”
OUR MATCHED SETS OF MIRRORS ARE TRUE VISION
AND EACH EAGLE FACES RIGHT OR LEFT.
THE MIRRORS ARE DIE-CAST, SOLD EACH

| LH | | RH |
|------------------|--------------------|------------------|
| 20-31703A | CHROME | 20-31701A |
| 20-31707A | CHROME/GOLD | 20-31704A |



FOR HARLEY DAVIDSON®

DIE-CAST PLAIN FACE. TRUE VISION.
AVAILABLE IN SHORT OR LONG STEM.

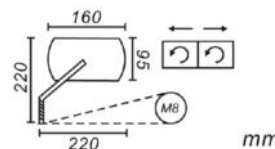
| | | SOLD EACH | |
|-------------------|-----------------|------------------|-----------------|
| LONG STEM | 20-21705 | 20-21712 | 20-21711 |
| SHORT STEM | 20-21706 | 20-21714 | 20-21713 |



MIRRORS FOR HONDA



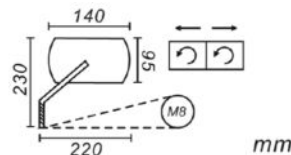
HONDA
VISION 110 2012
SCOOTER
NON U.S. MODEL



| | BLACK | REPLACES O.E.M. |
|--------------|-----------------|------------------------|
| RIGHT | 20-87121 | 88210-GFM-B20 |
| LEFT | 20-87122 | 88220-GFM-B20 |



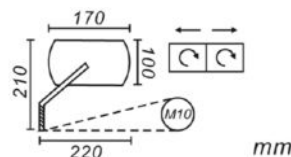
HONDA
SH 125/150 2013-2014
SCOOTER
NON U.S. MODEL



| | BLACK | REPLACES O.E.M. |
|--------------|-----------------|------------------------|
| RIGHT | 20-87131 | 88210-K01-D01 |
| LEFT | 20-87132 | 88220-K01-D01 |



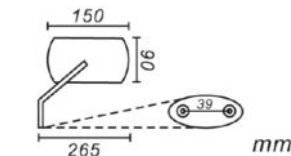
HONDA
PCX125/150i 2010
SCOOTER
NON U.S. MODEL



| | BLACK | REPLACES O.E.M. |
|--------------|-----------------|------------------------|
| RIGHT | 20-87141 | 88210-KWN-900 |
| LEFT | 20-87142 | 88220-KWN-900 |



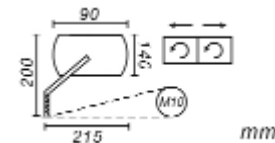
HONDA
CBR125R 2011-2012
CBR250R 2011
NON U.S. MODEL



| | BLACK | REPLACES O.E.M. |
|--------------|-----------------|------------------------|
| RIGHT | 20-37371 | 88110-KPP-T01 |
| LEFT | 20-37372 | 88120-KPP-T01 |



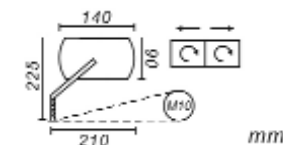
HONDA
VTR 250 2009
NON U.S. MODEL



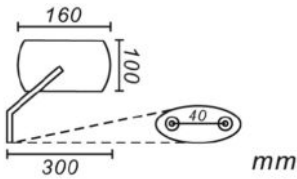
| | CHROME | REPLACES O.E.M. |
|--------------|-----------------|------------------------|
| RIGHT | 20-87171 | 88210-MFM-000 |
| LEFT | 20-87172 | 88220-MFM-000 |



HONDA
NSS250 04, CB400SF 92-13
CBF500 04, CBF600 04-05
CB600F HORNET 03-06



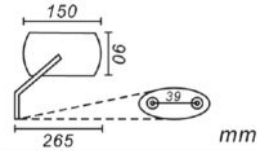
| | CHROME | REPLACES O.E.M. |
|--------------|-----------------|------------------------|
| RIGHT | 20-87181 | 88210-MBZ-K00 |
| LEFT | 20-87182 | 88220-MBZ-K00 |



HONDA
CBR300R 2015-2016

CBR250RF 2015
INDONESIA/MALAYSIA

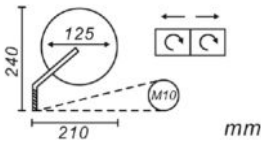
| | | |
|--------------|-----------------|-------------------------------------|
| | BLACK | REPLACES O.E.M. |
| RIGHT | 20-61711 | 88110-K33-305 U.S. |
| | | 88110-K33-D01 EURO/AUSTRALIA |
| LEFT | 20-61712 | 88120-K33-305 U.S. |
| | | 88110-K33-D01 EURO/AUSTRALIA |



HONDA

CB 250R/250R ABS
2011-2013

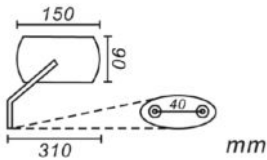
| | | |
|--------------|-----------------|------------------------|
| | BLACK | REPLACES O.E.M. |
| RIGHT | 20-87101 | 88110-KYJ-305 |
| LEFT | 20-87102 | 88120-KYJ-305 |



HONDA

Fits XR250L 94-96.
SOLD AS PAIR

| | | |
|--------------|-----------------|------------------------|
| | BLACK | REPLACES O.E.M. |
| RH/LH | 20-30680 | 88210-195-000 |



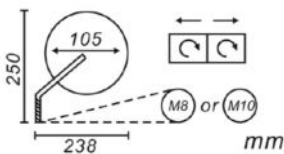
HONDA

CB400SB SUPER BOL D'OR
2005 CB400SB
NOT A U.S. MODEL

| | | |
|--------------|-----------------|------------------------|
| | BLACK | REPLACES O.E.M. |
| RIGHT | 20-30601 | 88110-MCE-7900 |
| LEFT | 20-30602 | 88120-MCE-7900 |




CLASSIC HONDA REPLICAS



FITS: CL200 74, CB200T/K 74-76,
CB350K/G/F 70-73, CB400F 77-80,
CB450 72-74, CB500T/K 73, 75,
CB550/K 77-78, CB650 70-82,
CB750F/K 73-78, CX500/D 78-81,
GL1000 75-76, XL100 79-80,
XL125/S 79-84, XL185 79-83,
XL250 78-81, XL350 77-78,
XL500S 79-80

| | | |
|--------------------|---------------|----------------------|
| | CHROME | REPLACES OEM: |
| 20-30610 LH | | 88120-333-611 |
| 20-30620 RH | | 88110-333-611 |

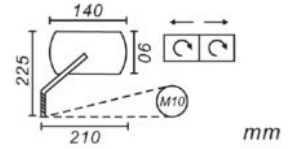




REPLACES OEM: RIGHT 88210-MBZ-K00
LEFT 88220-MBZ-K00

HONDA

CHROME OR CARBON FINISH.
FITS: SHADOW 125, HORNET 250,
CBF500/600F/600N/600
CB400/1300F, CB600F HORNET.
10MM SCREW IN.
SOLD EACH




| | CHROME | CARBON | |
|-------|----------|----------|---------------|
| RIGHT | 20-37361 | 20-37363 | WITHOUT LIGHT |
| LEFT | 20-37362 | 20-37364 | WITHOUT LIGHT |
| RIGHT | 20-37365 | 20-37367 | WITH LIGHT |
| LEFT | 20-37366 | 20-37368 | WITH LIGHT |



HONDA

CRT125, N250 DOMINATOR,
N500/650 DOMINATOR TO '96,
XML600V TRANSALP TO '96,
XRV750 AFRICA TWIN TO '92.
SOLD EACH

| | BLACK |
|-------|----------|
| RH/LH | 20-30631 |



HONDA

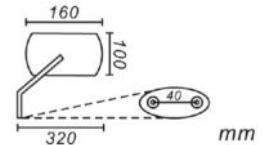
FITS HONDA CB350, 450
4" MIRROR WITH 8" STEM. CHROME
SOLD SLIDE PACK ONE PER

| | 8MM MOUNT | 10MM MOUNT |
|-------|-----------|------------|
| RH/LH | 20-42408 | 20-42410 |



HONDA

CBR500 13-15

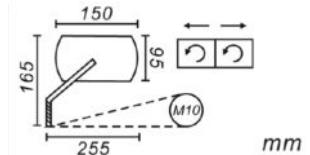


| | BLACK | REPLACES O.E.M. |
|-------|----------|-----------------|
| RIGHT | 20-87151 | 88110-MGZ-J01 |
| LEFT | 20-87152 | 88120-MGZ-J01 |



HONDA

CB500F 13-15



| | BLACK | REPLACES O.E.M. |
|-------|----------|-----------------|
| RIGHT | 20-87191 | 88210-MGZ-J40 |
| LEFT | 20-87192 | 88220-MGZ-J40 |

HONDA

**HONDA VT500, VF500,
VT750F, 1983-1984**



| | CHROME | REPLACES O.E.M. |
|--------------|-----------------|------------------------|
| RIGHT | 20-37381 | 88110-MF9-000 |
| LEFT | 20-37382 | 88120-MF9-000 |

HONDA

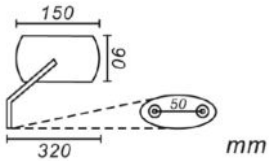
CBR650F 14-16



| | BLACK | REPLACES O.E.M. |
|--------------|-----------------|--------------------------|
| RIGHT | 20-61721 | 88110-MJE-305/D01 |
| LEFT | 20-61722 | 88120-MJE-305/D01 |

HONDA

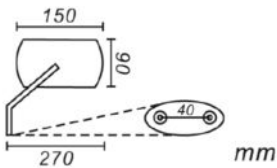
**CBR600F2 '91-'94
CBR600F3 '95-'98
CBR1000F '93-'96
VFR750F '90-'97
VFR800 '98-'99**



| | BLACK | CARBON | REPLACES O.E.M. |
|--------------------|-----------------|---------------|------------------------|
| RH 20-87041 | 20-87071 | | 88110-MV9-003 |
| LH 20-87042 | 20-87072 | | 88120-MV9-003 |

HONDA

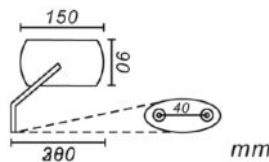
**CBF600S 2004-2006
NON US MODEL**



| | BLACK | CARBON | REPLACES O.E.M. |
|--------------------|-----------------|---------------|------------------------|
| RH 20-37311 | 20-37313 | | 88110-MER-D00 |
| LH 20-37312 | 20-37314 | | 88120-MER-D00 |

HONDA

**CBR600RR 07-16
CBR1000RR 04-07**



| | BLACK | CARBON | REPLACES O.E.M. |
|--------------------|-----------------|---------------|--------------------------|
| RH 20-35221 | 20-35223 | | 88110-MEL-013/305 |
| LH 20-35222 | 20-35224 | | 88120-MEL-013/305 |



HONDA

CBR600F4/RC-51 REPLACEMENT MIRRORS AVAILABLE IN STANDARD AND WITH AMBER SAFETY LIGHTS.

**CBR600F4 '99-'06,
RVT1000 '00-'06**

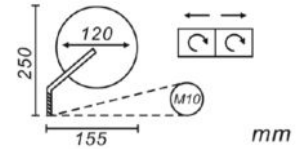
| | BLACK | CARBON | |
|--------------|-----------------|-----------------|-------------------------|
| RIGHT | 20-87021 | 20-87023 | STANDARD |
| LEFT | 20-87022 | 20-87024 | STANDARD |
| RIGHT | 20-87025 | 20-87027 | WITH AMBER LIGHT |
| LEFT | 20-87026 | 20-87028 | WITH AMBER LIGHT |

**REPLACES OEM: RIGHT 88110-MBW-023
LEFT 88120-MBW-023**



HONDA

**VT750CD/A/B/C/D '98-'02,
VT750CD2 '98-'01.
SOLD EACH**

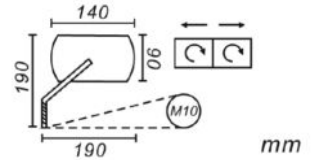


| | CHROME | REPLACES OEM: |
|--------------|-----------------|----------------------|
| RH/LH | 20-35210 | 88210-MBA-670 |



HONDA

**VT750S SHADOW 10-11
VT1300C ABS 2011
NON U.S. MODEL**

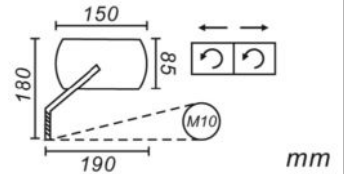


| | CHROME | REPLACES O.E.M. |
|--------------|-----------------|------------------------|
| RIGHT | 20-37391 | 88210-MGR-641 |
| LEFT | 20-37392 | 88220-MGR-641 |



HONDA

CTX700 14-16



| | BLACK | REPLACES O.E.M. |
|--------------|-----------------|--------------------------|
| RIGHT | 20-61741 | 88210-MJF-305/A00 |
| LEFT | 20-61742 | 88220-MJF-305/A00 |



HONDA

**CB750 79-82
CB900 81-82
SOLD EACH**

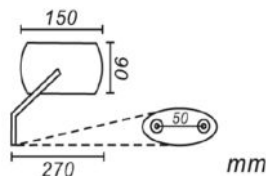
| | 7" STEM | 5" STEM | RPLCS. OEM. |
|--------------|-----------------|-----------------|----------------------|
| RH/LH | 20-35200 | 20-37300 | 88110-425-870 |

HONDA

**XRV750 AFRICA TWIN 93 UP
SOLD EACH**

BLACK

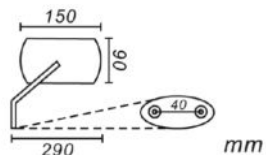
RH/LH 20-30633



HONDA

VFR 800 2000-2001

| | BLACK | CARBON | REPLACES O.E.M. |
|-----------|-----------------|-----------------|------------------------|
| RH | 20-37341 | 20-37343 | 88110-MBG-D01 |
| LH | 20-37342 | 20-37344 | 88120-MBG-D01 |



HONDA

VFR 800 2002-2008

| | BLACK | CARBON | REPLACES O.E.M. |
|-----------|-----------------|-----------------|------------------------|
| RH | 20-37351 | 20-37353 | 88110-MCW-D01 |
| LH | 20-37352 | 20-37354 | 88120-MCW-D01 |



HONDA

**CBR900RR '93-'97
RVF 750R '94**

| | BLACK | CARBON | REPLACES O.E.M. |
|-----------|-----------------|-----------------|------------------------|
| RH | 20-87081 | 20-87091 | 88110-MWO-791 |
| LH | 20-87082 | 20-87092 | 88120-MWO-791 |



HONDA

**CBR929R '00-'01,
CBR954 '02-'03
SOLD ONE PER**

| | BLACK | CARBON | REPLACES O.E.M. |
|-----------|-----------------|-----------------|------------------------|
| RH | 20-87031 | 20-87033 | 88110-MCJ-013 |
| LH | 20-87032 | 20-87034 | 88120-MCJ-013 |




HONDA

**SCROLLED FACED MIRROR
MIRROR FACE HAS HONDA NAME.
FITS LEFT OR RIGHT HAND SIDE.10MM THREAD
SOLD EACH**

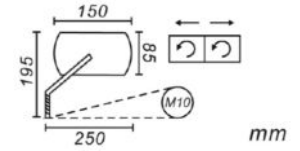
| | CHROME |
|--------------|-----------------|
| RH/LH | 20-21720 |





HONDA

CB1000R 11-16

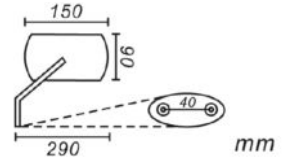


| | BLACK | REPLACES O.E.M. |
|--------------|-----------------|------------------------|
| RIGHT | 20-61731 | 88210-MFN-305 |
| LEFT | 20-61732 | 88220-MFN-305 |



HONDA

**CBR 1000RR 08-10
WITH INTEGRATED
LIGHTING**

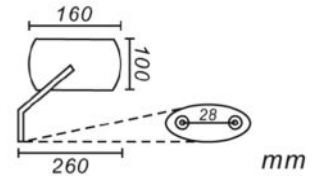


| | BLACK | CARBON | REPLACES O.E.M. |
|-----------|-----------------|-----------------|------------------------|
| RH | 20-35261 | 20-35263 | 88110-MFL-003 |
| LH | 20-35262 | 20-35264 | 88120-MFL-003 |



HONDA

VTR1000 1998-2005



| | BLACK | CARBON | REPLACES O.E.M. |
|-----------|-----------------|-----------------|------------------------|
| RH | 20-35251 | 20-35253 | 88110-MBB-000 |
| LH | 20-35252 | 20-35254 | 88120-MBB-000 |



HONDA

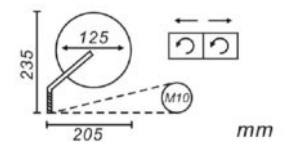
**CB1000R CROSSRUNNER
NON U.S. MODEL**

| | BLACK | REPLACES O.E.M. |
|-----------|-----------------|------------------------|
| RH | 20-35281 | 88210-MFN-D00 |
| LH | 20-35282 | 88220-MFN-D00 |



HONDA

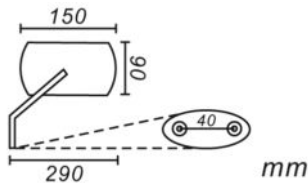
**CB1100/A 2013
SOLD EACH**



| | CHROME | REPLACES O.E.M. |
|--------------|-----------------|------------------------|
| RH/LH | 20-87160 | 88210-MCE-L01 |

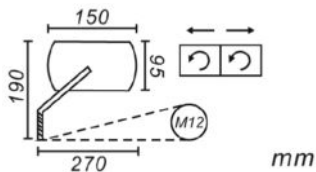
HONDA
FAIRING MOUNT MIRRORS FOR INTERSTATE
GL1100I INTERSTATE 1980-1981
TRUE VISION REPLACEMENT
FAIRING CHROME PLATED.
SLIDE PACKED ONE PER

| | CHROME | REPLACES OEM: |
|-----------|-----------------|----------------------|
| RH | 20-87001 | 88130-463-771 |
| LH | 20-87002 | 88120-463-771 |



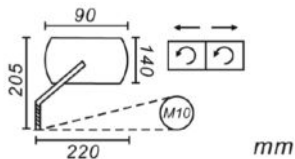
HONDA
VFR1200
2011-2013

| | BLACK/SILVER | REPLACES O.E.M. |
|-----------|---------------------|------------------------|
| RH | 20-35271 | 88110-MEG-305ZA |
| LH | 20-35272 | 88120-MEG-305ZA |



HONDA
1200 CROSSTOURER 2012-2016
NON U.S. MODEL

| | BLACK | REPLACES O.E.M. |
|-----------|-----------------|------------------------|
| RH | 20-87011 | 88210-MGH-640 |
| LH | 20-87012 | 88220-MGH-640 |



HONDA
CB1300 '05-'09
(NON US)

| | CHROME | REPLACES O.E.M. |
|--------------|-----------------|------------------------|
| RIGHT | 20-87161 | 88210-MEJ-721 |
| LEFT | 20-87162 | 88220-MEJ-721 |



HONDA
GL1200 '84-'87.
BLACK WITH CHROME BACKING.
SOLD EACH

| | BLACK W/CHROME | REPLACES OEM: |
|-----------|-----------------------|----------------------|
| RH | 20-87051 | 88110-MG9-G83 |
| LH | 20-87052 | 88120-MG9-G83 |



HONDA
CB1300SB SUPER BOL D'OR 2005-2009
NOT A U.S. MODEL
SOLD ONE PER

| | BLACK | REPLACES OEM: |
|-----------|-----------------|----------------------|
| RH | 20-30691 | 88110-MEJ-J00 |
| LH | 20-30692 | 88120-MEJ-700 |



MIRRORS FOR KAWASAKI

NEW



KAWASAKI

ZX-14R 2008-2016

| | BLACK | REPLACES O.E.M. |
|-----------|-----------------|------------------------|
| RH | 20-43131 | 56001-0234 |
| LH | 20-43132 | 56001-0233 |

NEW



KAWASAKI

EX650R 2014-2016

| | BLACK | REPLACES O.E.M. |
|-----------|-----------------|------------------------|
| RH | 20-49301 | 56001-0275 |
| LH | 20-49302 | 56001-0274 |

NEW



KAWASAKI

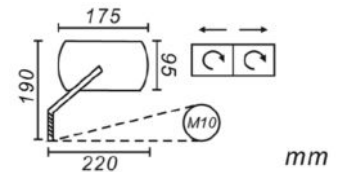
EX650R 2012-2013

| | BLACK | REPLACES O.E.M. |
|-----------|-----------------|------------------------|
| RH | 20-49291 | 56001-0224 |
| LH | 20-49292 | 56001-0223 |



KAWASAKI

**KLX250 '09-'10
D-TRACKER 2011**

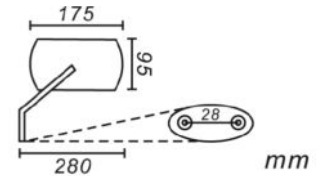


| | BLACK | REPLACES O.E.M. |
|-----------|-----------------|------------------------|
| RH | 20-49221 | 56001-0093 |
| LH | 20-49222 | 56001-0092 |

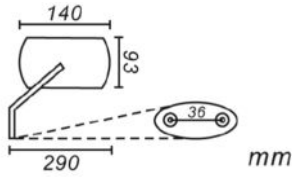


KAWASAKI

EX250 2008-2012



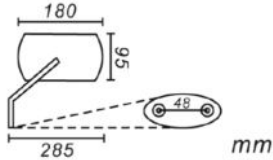
| | BLACK | CARBON | REPLACES O.E.M. |
|-----------|-----------------|-----------------|------------------------|
| RH | 20-43091 | 20-43093 | 56001-0099 |
| LH | 20-43092 | 20-43094 | 56001-0098 |



KAWASAKI

EX250R NINJA 1996-2007

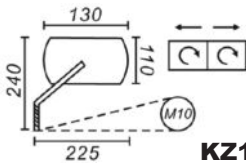
| | BLACK | CARBON | REPLACES O.E.M. |
|-----------|-----------------|-----------------|------------------------|
| RH | 20-43081 | 20-43083 | 56001-1338 |
| LH | 20-43082 | 20-43084 | 56001-1337 |



KAWASAKI

NINJA 300 2013-2016

| | BLACK | REPLACES O.E.M. |
|-----------|-----------------|------------------------|
| RH | 20-49251 | 56001-0240 |
| LH | 20-49252 | 56001-0239 |

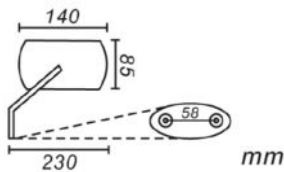


KAWASAKI

**GPZ305 (EX305) 1983
KZ700 1984, KZ750 L3 1983
GPZ750 (KZ750 R1) 1982
KZ1000 (EDDIE LAWSON REPLICA) '82-'83
GPZ1100 B1, B2 '81-'82**

5" TRUE VISION MIRROR. WITH 7" STEM WITH A 10MM THREAD MOUNT.SOLD EACH

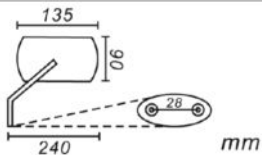
| | BLACK | REPLACES O.E.M. |
|-----------|-----------------|------------------------|
| RH | 20-29672 | 56001-1126/1353 |
| LH | 20-29671 | 56001-1125/1352 |



KAWASAKI

**EX500 87-91, ZX600 85-87,
ZX1000 86-87
COMPLETE WITH RUBBER MOUNTING BOOT.**

| | BLACK | REPLACES O.E.M. |
|-----------|-----------------|------------------------|
| RH | 20-29664 | 56001-1251 |
| LH | 20-29663 | 56001-1250 |



KAWASAKI

REPLACES FAIRING MOUNTED MIRRORS

**EX500 '94-'09, ZX600 F1-F3 '95-'97,
ZX750 '93-'02.**

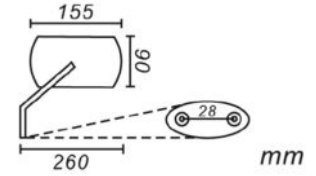
| | BLACK | REPLACES O.E.M. |
|-----------|-----------------|------------------------|
| RH | 20-29691 | 56001-1377 |
| LH | 20-29692 | 56001-1376 |





KAWASAKI

ZZR600 '98-'08,
ZX-9R '98-'03,



| | BLACK | REPLACES O.E.M. |
|----|----------|-----------------|
| RH | 20-29651 | 56001-1484 |
| LH | 20-29652 | 56001-1483 |



KAWASAKI

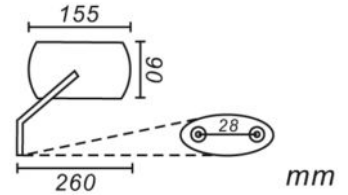
ZX600D/E '90-'02
ZZR600 '03-'04.

| | BLACK | CARBON | REPLACES O.E.M. |
|----|----------|----------|-----------------|
| RH | 20-29621 | 20-29623 | 56001-1393-H8 |
| LH | 20-29622 | 20-29624 | 56001-1392-H8 |



KAWASAKI

ZX600RR/636 '03-'04

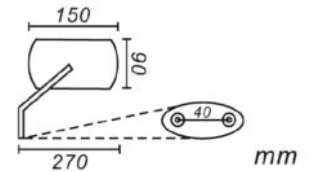


| | BLACK | CARBON | REPLACES O.E.M. |
|----|----------|----------|-----------------|
| RH | 20-29631 | 20-29633 | 56001-1590 |
| LH | 20-29632 | 20-29634 | 56001-1589 |



KAWASAKI

636 2005-2006
ZX10 2004-2007,

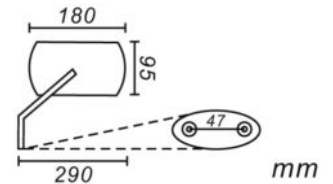


| | BLACK | CARBON | REPLACES O.E.M. |
|----|----------|----------|-----------------|
| RH | 20-43011 | 20-43013 | 56001-0006 |
| LH | 20-43012 | 20-43014 | 56001-0005 |

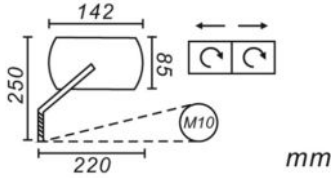


KAWASAKI

ZX636 2013-2016



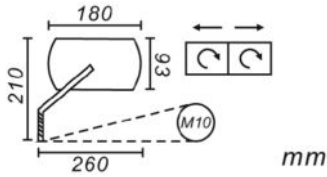
| | BLACK | REPLACES O.E.M. |
|----|----------|-----------------|
| RH | 20-49261 | 56001-0246 |
| LH | 20-49262 | 56001-0245 |



KAWASAKI

**ER 6N 06-07,
KLE650A7F VERSYS 2007
Z750 04-06
Z1000 (ZR1000) 05-06**

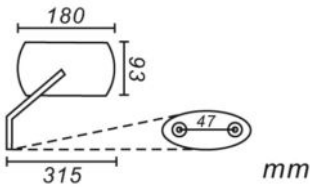
| | BLACK | REPLACES O.E.M. |
|-----------|-----------------|------------------------|
| RH | 20-43121 | 56001-0030/51 |
| LH | 20-43122 | 56001-0031/52 |



KAWASAKI

VERSYS 650 2011-2016

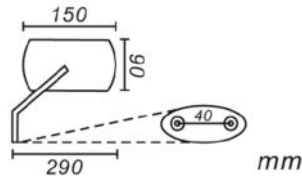
| | BLACK | REPLACES O.E.M. |
|-----------|-----------------|------------------------|
| RH | 20-49271 | 56001-0195 |
| LH | 20-49272 | 56001-0194 |



KAWASAKI

ZX6R 09-12

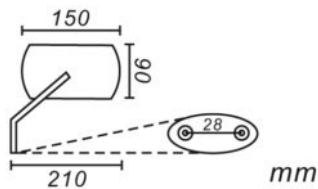
| | BLACK | REPLACES O.E.M. |
|-----------|-----------------|------------------------|
| RH | 20-43101 | 56001-0147 |
| LH | 20-43102 | 56001-0146 |



KAWASAKI

ZX6R 2007-2008

| | BLACK | CARBON | REPLACES O.E.M. |
|-----------|-----------------|-----------------|------------------------|
| RH | 20-43071 | 20-43073 | 56001-0085 |
| LH | 20-43072 | 20-43074 | 56001-0084 |



KAWASAKI

EX650 2006-2008

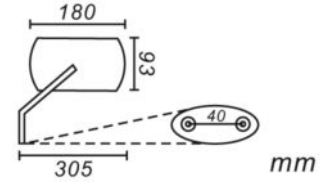
| | BLACK | CARBON | REPLACES O.E.M. |
|-----------|-----------------|-----------------|------------------------|
| RH | 20-43031 | 20-43033 | 56001-0044 |
| LH | 20-43032 | 20-43034 | 56001-0043 |





KAWASAKI

EX650R NINJA 2009-2011

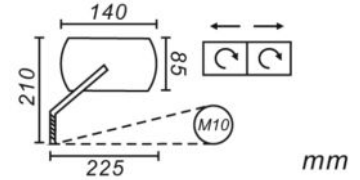


| | BLACK | REPLACES O.E.M. |
|-----------|-----------------|------------------------|
| RH | 20-49211 | 56001-0143 |
| LH | 20-49212 | 56001-0142 |



KAWASAKI

KLE 650 VERSYS 2009



| | BLACK | REPLACES O.E.M. |
|-----------|-----------------|------------------------|
| RH | 20-43021 | 56001-0145 |
| LH | 20-43022 | 56001-0144 |



KAWASAKI

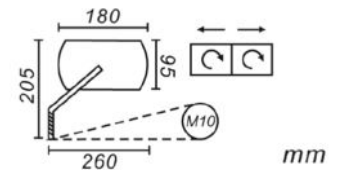
**REPLACEMENT GPZ MIRRORS
MATTE BLACK FINISH.
GPZ750 83-84, GPZ1100 83-84**

| | BLACK | REPLACES O.E.M. |
|-----------|-----------------|------------------------|
| RH | 20-29682 | 56001-1145 |
| LH | 20-29681 | 56001-1144 |



KAWASAKI

ZR800 2013-2016

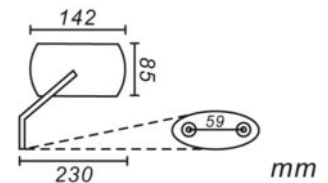


| | BLACK | REPLACES O.E.M. |
|-----------|-----------------|------------------------|
| RH | 20-49231 | 56001-0244 |
| LH | 20-49232 | 56001-0243 |



KAWASAKI

**TRUE VISION MIRROR.
MATTE BLACK FINISH.
KAWASAKI ZX900 '84-'86.**



| | MATTE BLACK | REPLACES OEM: |
|-----------|--------------------|----------------------|
| RH | 20-29662 | 56001-1220 |
| LH | 20-29661 | 56001-1219 |

KAWASAKI

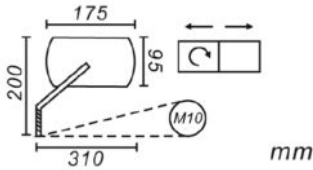
**REPLACEMENT Z1 MIRRORS
BLACK SATIN FINISH WITH EITHER A 10"
OEM TYPE STEM OR A 5" SHORT STEM. FITS
MANY KAWASAKI OR OTHER MAKES WITH
10MM MOUNTS. FITS LH OR RH.
SOLD EACH**



| SHORT STEM | LONG STEM | REPLACES O.E.M. |
|------------|-----------|-----------------|
| 20-29605 | 20-29610 | 56001-021 |

KAWASAKI

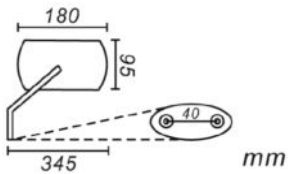
KLZ VERSYS 1000 2012-2015



| | BLACK | REPLACES O.E.M. |
|-----------|----------|-----------------|
| RH | 20-49281 | 56001-0242 |
| LH | 20-49282 | 56001-0241 |

KAWASAKI

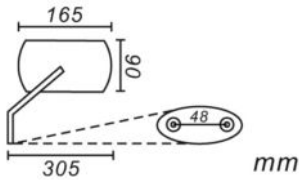
NINJA Z1000SX 2014-2016



| | BLACK | REPLACES O.E.M. |
|-----------|----------|-----------------|
| RH | 20-49241 | 56001-0260 |
| LH | 20-49242 | 56001-0259 |

KAWASAKI

ZX10R 2011-2015



| | BLACK | REPLACES O.E.M. |
|-----------|----------|-----------------|
| RH | 20-43111 | 56001-0289 |
| LH | 20-43112 | 56001-0288 |

KAWASAKI

**SCROLLED FACED MIRROR
MIRROR FACE HAS KAWASAKI NAME.
FITS LEFT OR RIGHT HAND SIDE.
10MM THREAD, SOLD EACH**



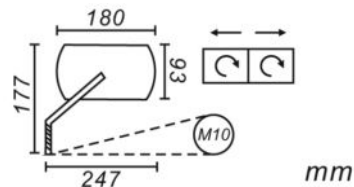
| CHROME | |
|--------------|----------|
| RH/LH | 20-21740 |





KAWASAKI

**FITS KAWASAKI ZR1000 '08
ZR1000 NON U.S '09,
ZR750 (AUS) '08-'10**

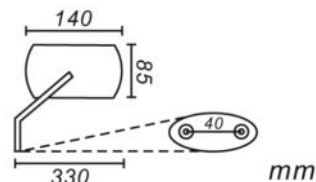


| | BLACK | REPLACES O.E.M. |
|-----------|-----------------|------------------------|
| RH | 20-49201 | 56001-0118 |
| LH | 20-49202 | 56001-0117 |



KAWASAKI

KAWASAKI ZX 10 2008-2009

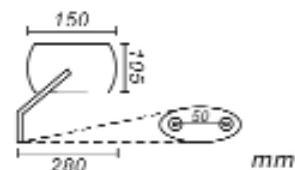


| | BLACK | REPLACES O.E.M. |
|-----------|-----------------|------------------------|
| RH | 20-97251 | 56001-0103 |
| LH | 20-97252 | 56001-0102 |



KAWASAKI

ZX12R 2000-2001

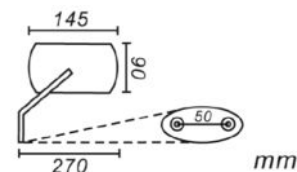


| | BLACK | CARBON | REPLACES O.E.M. |
|-----------|-----------------|-----------------|------------------------|
| RH | 20-43051 | 20-43053 | 56001-1522 |
| LH | 20-43052 | 20-43054 | 56001-1521 |



KAWASAKI

ZX12R 2002-2006

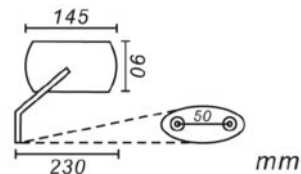


| | BLACK | CARBON | REPLACES O.E.M. |
|-----------|-----------------|-----------------|------------------------|
| RH | 20-43061 | 20-43063 | 56001-1575 |
| LH | 20-43062 | 20-43064 | 56001-1574 |



KAWASAKI

ZX14 2006-2009



| | BLACK | CARBON | REPLACES O.E.M. |
|-----------|-----------------|-----------------|------------------------|
| RH | 20-43041 | 20-43043 | 56001-0050 |
| LH | 20-43042 | 20-43044 | 56001-0049 |

MIRRORS FOR SUZUKI

MIRRORS FOR SUZUKI

SUZUKI

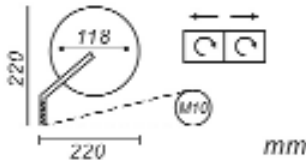
**SIXTEEN 125/150 2008-2011
NON U.S. MODEL**

| BLACK | | REPLACES O.E.M. |
|--------------|-----------------|------------------------|
| RH | 20-55291 | 56500-39CF0-000 |
| LH | 20-55292 | 56600-39CF0-000 |



SUZUKI

**VL125/250 INTRUDER
VL125 2001-2007
VL250 2001-2004**

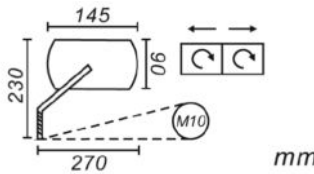


| CHROME | | REPLACES O.E.M. |
|---------------|-----------------|------------------------|
| RH/LH | 20-55271 | 56500-26F00 |



SUZUKI

**AN BURGMAN
250/400 '98-'02
SV650 '03-UP
GSX750 '98-'01
GSF1200 '01-'05**

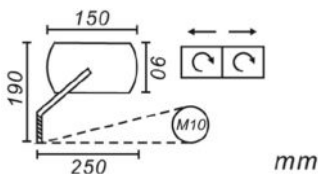


| CHROME | | REPLACES O.E.M. |
|---------------|-----------------|--------------------------|
| RH | 20-55211 | 56500-03F00/03FF0 |
| LH | 20-55212 | 56600-03F00/03FF0 |



SUZUKI

**GZ MARAUDER 125 '03-'04
GZ MARAUDER 250 '02-'10
AN BURGMAN 400 '03-'06
VZ INTRUDER M800 2005
VL INTRUDER 1500 '98-'08**

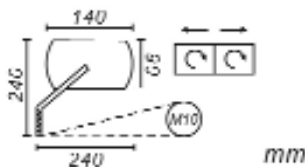


| CHROME | | REPLACES O.E.M. |
|---------------|-----------------|--------------------------------------|
| RH | 20-55221 | 56500-03FB0/03F10/12FA0/17G20 |
| LH | 20-55222 | 56600-03FB0/03F10/12FA0/17G20 |



SUZUKI

**GSR400/600 08-09
GSF 650 BANDIT
NOT A U.S. MODEL**



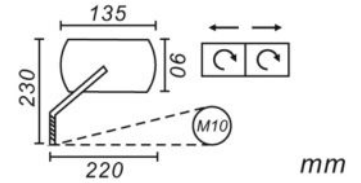
| BLACK | | REPLACES O.E.M. |
|--------------|-----------------|------------------------|
| RH | 20-97271 | 56500-44G01 |
| LH | 20-97272 | 56600-44G01 |





SUZUKI

GS500E 89-96

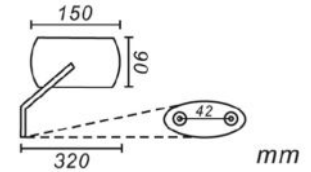


| BLACK | | REPLACES O.E.M. |
|--------------|-----------------|------------------------|
| RH | 20-97281 | 56500-01DO1/D02 |
| LH | 20-97282 | 56600-01DO1/D02 |



SUZUKI

GS500F '04-'09

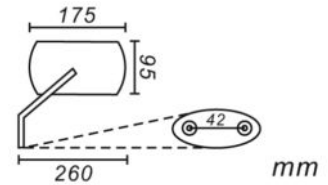


| BLACK | CARBON | REPLACES O.E.M. |
|--------------|-----------------|------------------------|
| RH | 20-97201 | 56500-01DA0 |
| LH | 20-97202 | 56600-01DA0 |



SUZUKI

GSX600/750F KATANA '98-'06.

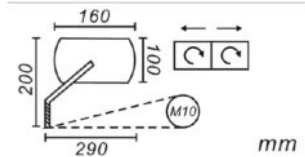


| BLACK | | REPLACES O.E.M. |
|--------------|-----------------|------------------------|
| RH | 20-78231 | 56500-08F00 |
| LH | 20-78232 | 56600-08F00 |



SUZUKI

**650 GLADIUS 2013,
GSR 750 2011-2015,
GSX-S750 15-16**

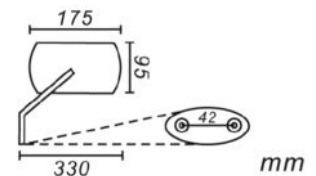


| BLACK | | REPLACES O.E.M. |
|--------------|-----------------|------------------------|
| RH | 20-55281 | 56500-08J00 |
| LH | 20-55282 | 56600-08J00 |

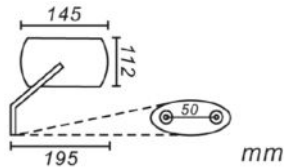


SUZUKI

**GSF600 BANDIT '00-'03
GSF1200 BANDIT '01-'05**



| BLACK | CARBON | REPLACES O.E.M. |
|--------------|-----------------|------------------------|
| RH | 20-69731 | 56500-31F00 |
| LH | 20-69732 | 56600-31F00 |

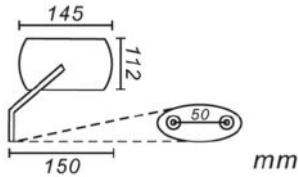


SUZUKI

GSX600/750F KATANA '88-'97



| | BLACK | REPLACES O.E.M. |
|-----------|-----------------|--------------------------------|
| RH | 20-78271 | 56500-19C00/20C40/20C41 |
| LH | 20-78272 | 56500-19C00/20C40/20C41 |



SUZUKI

**GSX-R750 '86-'87 ,
GSX-R 1100H-J '87-'88.**



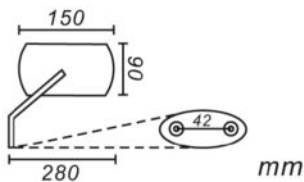
| | BLACK | REPLACES O.E.M. |
|-----------|-----------------|------------------------|
| RH | 20-78261 | 56500-57A01/30 |
| LH | 20-78262 | 56600-27A01/30 |

SUZUKI

**GSXR 600 89-96,
GSXR750 89-95,
GSXR1100 88-99
SMALLER SIZE MIRRORS
SOLD PER PAIR ON A DISPLAY CARD**



| | BLACK FINISH | CARBON FINISH |
|--------------|---------------------|----------------------|
| RH/LH | 20-69760 | 20-69764 |

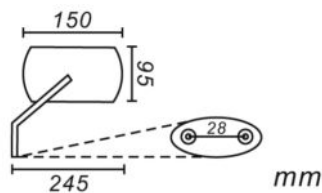


SUZUKI

**SVS650 '03-'08
SV1000 '03-'07
GSXR1000, '03-'04
COMES IN POINT OF**



| | BLACK | CARBON | REPLACES O.E.M. |
|-----------|-----------------|-----------------|------------------------|
| RH | 20-69771 | 20-69773 | 56500-16G00 |
| LH | 20-69772 | 20-69774 | 56600-16G00 |



SUZUKI

SV650S 1999-2002

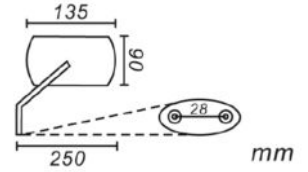


| | BLACK | REPLACES O.E.M. |
|-----------|-----------------|------------------------|
| RH | 20-55201 | 56500-19F00 |
| LH | 20-55202 | 56600-19F00 |



SUZUKI

**BLACK OEM STYLE. FITS
GSXR600 '92-'93,
GSXR750 '91-'95,
GSXR1100 '93-'94.**

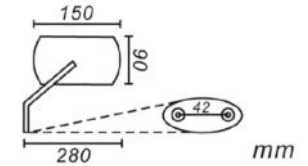


| | BLACK | REPLACES O.E.M. |
|-----------|-----------------|------------------------|
| RH | 20-78281 | 56500-18D01 |
| LH | 20-78282 | 56600-18D01 |



SUZUKI

'04-'05 GSXR600, 750

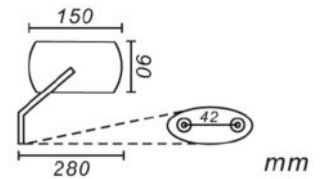


| | BLACK | CARBON | REPLACES O.E.M. |
|-----------|-----------------|-----------------|------------------------|
| RH | 20-69781 | 20-69783 | 56500-29G00 |
| LH | 20-69782 | 20-69784 | 56600-29G00 |



SUZUKI

**GSXR600 '02-'03,
GSXR750 '02-'03
GSXR1000 '02**

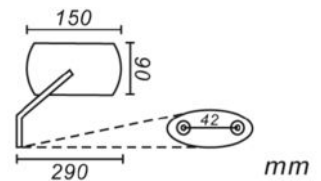


| | BLACK | CARBON | REPLACES O.E.M. |
|-----------|-----------------|-----------------|------------------------|
| RH | 20-69721 | 20-69723 | 56500-40F10 |
| LH | 20-69722 | 20-69724 | 56600-40F10 |



SUZUKI

**WITH INTEGRATED
TURN SIGNALS
GSXR600/750 2011-2016
GSXR1000 2009-2016**

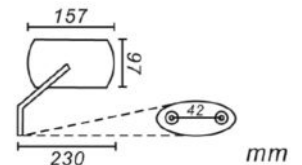


| | BLACK | REPLACES O.E.M. |
|-----------|-----------------|------------------------|
| RH | 20-55261 | 56500-47H00/01 |
| LH | 20-55262 | 56600-47H00/01 |

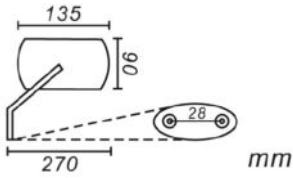


SUZUKI

**GSXR 600 '01,
GSXR 750 '00-'03
GSXR 1000 '00-'03,
GSX 1300R '99-'15**



| | BLACK | CARBON | REPLACES O.E.M. |
|-----------|-----------------|-----------------|------------------------|
| RH | 20-78211 | 20-78221 | 56500-24F20 |
| LH | 20-78212 | 20-78222 | 56600-24F20 |

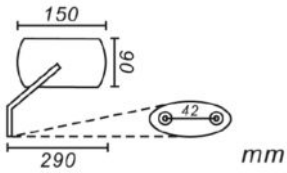


SUZUKI

**BLACK OEM STYLE.
GSXR750 '96-'00
GSXR600 '97-'00.**



| | BLACK | REPLACES O.E.M. |
|-----------|-----------------|------------------------|
| RH | 20-78291 | 56500-33E00 |
| LH | 20-78292 | 56600-33E00 |



SUZUKI

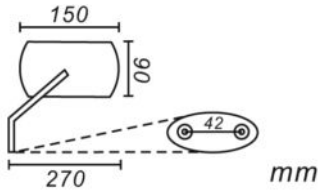
**'05-'08 GSXR1000
'06-'09 GSXR600
'06-'09 GSXR750
COMES IN POINT OF**



| | BLACK | CARBON | REPLACES O.E.M. |
|-----------|-----------------|-----------------|------------------------|
| RH | 20-69791 | 20-69793 | 56500-41G21 |
| LH | 20-69792 | 20-69794 | 56600-41G21 |

**REPLACEMENT BULB
48-68882 CLEAR BULB,
48-68882A AMBER BULB
REPLACES OEM: 09471-12186**

**REPLACEMENT LENSES
65-72641 R/H 65-72642 L/H
REPLACES OEM:
35602-41G00 R/H 35601-41G00**

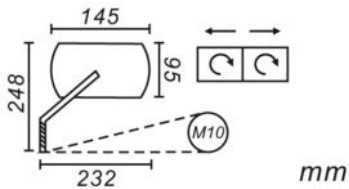


SUZUKI

**GSX650F KATANA 08-09
GSF1250 BANDIT 07-09**



| | BLACK | CARBON | REPLACES O.E.M. |
|-----------|-----------------|-----------------|------------------------|
| RH | 20-97211 | 20-97213 | 56500-38G21 |
| LH | 20-97212 | 20-97214 | 56600-38G21 |

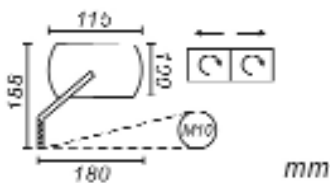


SUZUKI

**GSF650 BANDIT'05-'06
GSR 600 '06-'08**



| | BLACK | REPLACES O.E.M. |
|-----------|-----------------|------------------------|
| RH | 20-55231 | 56500-38G10/11 |
| LH | 20-55232 | 56600-38G10/11 |



SUZUKI

**DL 650 V-STROM 2004-2011
DL 1000 V-STROM 2002-2015**

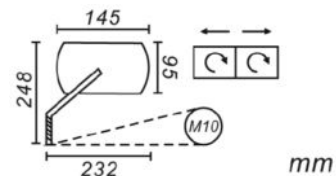


| | BLACK | REPLACES O.E.M. |
|-----------|-----------------|------------------------|
| RH | 20-97231 | 56500-04F23 |
| LH | 20-97232 | 56600-04F23 |




SUZUKI

**GSX B-KING 2008-2009
GLADIUS SFV 650 2009**

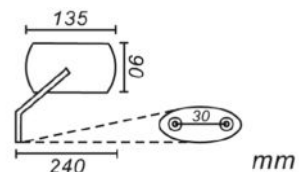


| CHROME | | REPLACES O.E.M. |
|---------------|-----------------|------------------------|
| RH | 20-55251 | 56500-41F40 |
| LH | 20-55252 | 56600-41F40 |



SUZUKI

**TL1000R 1998-2003
TL1000S 1997-2001**



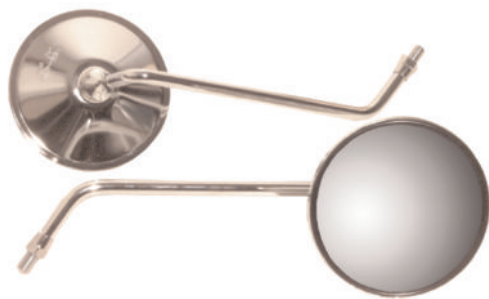
| BLACK | | CARBON | REPLACES O.E.M. |
|--------------|-----------------|-----------------|------------------------|
| RH | 20-97221 | 20-97223 | 56500-22D11 |
| LH | 20-97222 | 20-97224 | 56600-22D11 |



SUZUKI

**BLACK OEM STYLE.
DR-Z400 00-04
DR650SE 92-05**

| BLACK | | REPLACES O.E.M. |
|--------------|-----------------|------------------------|
| RH | 20-78201 | 56500-06G30 |
| LH | 20-78202 | 56600-06G30 |



SUZUKI

**OEM STYLE 4 5/8" MIRROR HEAD. CHROME, CONVEX,
10MM SCREW-IN. AVAILABLE IN 7" OR 10" STEM
GS450L, GSX750, & GS CUSTOM MODELS
TS125/ER/250, RG250E GSX250E/400E/750E,
GS500E/1000E, GSX1100E**

| CHROME | 7" |
|---------------|-----------------|
| PAIR | 20-69750 |



SUZUKI

**SCROLLED FACED MIRROR
MIRROR FACE HAS SUZUKI NAME.
FITS LEFT OR RIGHT HAND SIDE.
10MM THREAD
SOLD EACH**

| CHROME | |
|---------------|-----------------|
| RH/LH | 20-21760 |

MIRRORS FOR YAMAHA

PLEASE NOTE: YAMAHA RIGHT SIDE MIRRORS HAVE A 10MM LEFT HAND THREAD (REVERSE THREAD), AND WILL NOT INTERCHANGE WITH OTHER MAKES/BRANDS.

YAMAHA

YZF R3 2015-2016



| | BLACK | REPLACES O.E.M. |
|-----------|-----------------|------------------------|
| RH | 20-80831 | 1WD-F6290-10-00 |
| LH | 20-80832 | 1WD-F6280-10-00 |

YAMAHA

THESE MIRRORS ARE REPLICAS OF XVS650 MIRRORS (20-80811/12). THE STEMS HAVE BEEN SHORTENED TO 3" FOR A TIGHTENED UP BOBBER LOOK



| | CHROME |
|-----------|-----------------|
| RH | 20-80821 |
| LH | 20-80822 |

YAMAHA

V-STAR XVS650 CUSTOM 07-16



| | CHROME | REPLACES O.E.M. |
|-----------|-----------------|------------------------|
| RH | 20-80811 | 4VR-26290-10-00 |
| LH | 20-80812 | 4VR-26280-10-00 |

YAMAHA

**X-City 125/250 SCOOTER
2008-2012
NON U.S. MODEL**

| | BLACK | REPLACES O.E.M. |
|-----------|-----------------|------------------------|
| RH | 20-57991 | 5B2-26290-10-00 |
| LH | 20-57992 | 5B2-26280-10-00 |



MIRRORS FOR SUZUKI, YAMAHA



YAMAHA

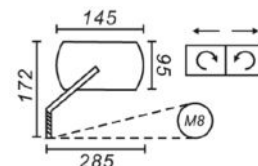
74-76 DT100 76 RS 100, 74-75 DT125, 75-76 RD125, 74-76, DT175, 74-76 RD200, 74-77 DT250, 73-75 RD250, 73-75 RD 350, 1974 DT 360, 75-77 DT 400, 76-77 RD 400 , 76-79, XT500, 73-74 TX750
SOLD EACH

| CHROME | REPLACES O.E.M. |
|----------------|---------------------|
| RH/LH 20-37410 | 341-26290-01-00 R/H |
| | 341-26290-10-00 L/H |



YAMAHA

X-MAX SCOOTER 125/250
2008-UP



mm

| BLACK | REPLACES O.E.M. |
|-------------|-----------------|
| RH 20-57921 | 189-F6290-20 |
| LH 20-57922 | 189-F6280-20 |



YAMAHA

XENTER 125/150 SCOOTER 2012
NON U.S. MODELS

| BLACK | REPLACES O.E.M. |
|-------------|-----------------|
| RH 20-86841 | 52S-26290-00-00 |
| LH 20-86842 | 52S-26280-00-00 |



CLASSIC YAMAHA CLAMP ON

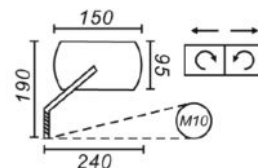
FITS: YDS2, YDS3 250 1963-1966
LEFT OR RIGHT SOLD EACH

| CHROME | REPLACES O.E.M. |
|--------------|-----------------|
| R/L 20-43000 | 162-26290-00-00 |



YAMAHA

SR 400 2015-2016



mm

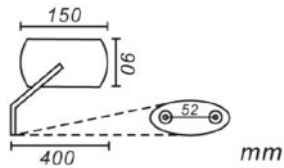
| CHROME | REPLACES O.E.M. |
|--------------|-----------------|
| RH 20-34921 | 5YU-26290-11 |
| L/H 20-34922 | 5YU-26280-11 |



YAMAHA

XS400 78-79, SR500E 78-79, XS650SE/SF/SG 78-80, XS750SE/SF 78-79, XS850SG 80, XS1100SG 80

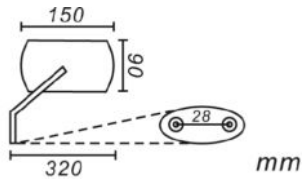
| CHROME | REPLACES O.E.M. |
|--------------|-----------------|
| RH 20-80581 | 2G2-26920-00-00 |
| L/H 20-80582 | 2G2-26290-10-00 |



YAMAHA

**XP500 T-MAX SCOOTER
2008-2011**

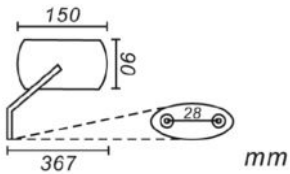
| BLACK | | REPLACES O.E.M. |
|--------------|-----------------|---------------------------|
| RH | 20-57911 | 4B5-26290-00/19-00 |
| LH | 20-57912 | 4B5-26280-00/19-00 |



YAMAHA

**T-MAX XP500 SCOOTER
2012-2014**

| BLACK | | REPLACES O.E.M. |
|--------------|-----------------|------------------------|
| RH | 20-86911 | 59C-26280-00-00 |
| LH | 20-86912 | 59C-26280-00-00 |



YAMAHA

**FZS600 (FZS6)
2007-2009**

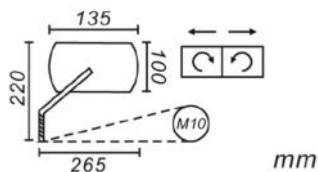
| BLACK | CARBON | REPLACES O.E.M. |
|--------------|-----------------|------------------------|
| RH | 20-31941 | 20-31943 |
| LH | 20-31942 | 20-31944 |
| | | 4S8-26290-00-00 |
| | | 4S8-26280-00-00 |



YAMAHA

FZS600 2004-2006

| BLACK | CARBON | REPLACES O.E.M. |
|--------------|-----------------|------------------------|
| RH | 20-80571 | 20-80573 |
| LH | 20-80572 | 20-80574 |
| | | 5VX-26290-00 |
| | | 5VX-26280-00 |



YAMAHA

**XJ600S SECA II 1992-1998,
XJ600S DIVERSION 1998-2002
XJ600N 1996-2002**

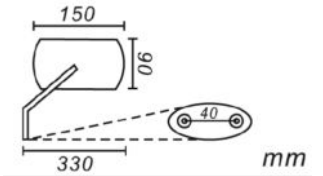
| BLACK | | REPLACES O.E.M. |
|--------------|-----------------|------------------------|
| RH | 20-37471 | 4BR-26290-00 |
| LH | 20-37472 | 4BR-26280-00 |





YAMAHA

**FITS YAMAHA
FZ6R 2009-2017**

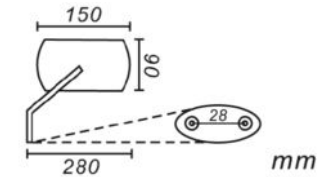


| | BLACK | REPLACES O.E.M. |
|-----------|-----------------|------------------------|
| RH | 20-80591 | 36P-26290-00-00 |
| LH | 20-80592 | 36P-26280-00-00 |



YAMAHA

YZF R6 2001-2002

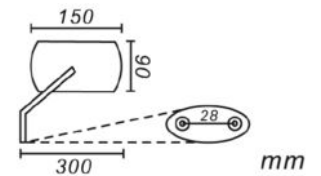


| | BLACK | CARBON | REPLACES O.E.M. |
|-----------|-----------------|-----------------|------------------------|
| RH | 20-80561 | 20-80563 | 5MT-26290-00-00 |
| LH | 20-80562 | 20-80564 | 5MT-26280-00-00 |



YAMAHA

**YZF R6 '03-'06,
YZFR6SW '07-'09**

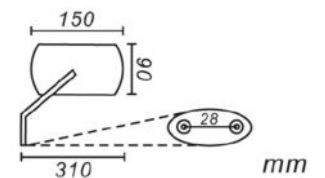


| | BLACK | CARBON | REPLACES O.E.M. |
|-----------|-----------------|-----------------|------------------------|
| RH | 20-80551 | 20-80553 | 5SL-26290-00-00 |
| LH | 20-80552 | 20-80554 | 5SL-26280-00-00 |



YAMAHA

YZF-R6W 2006-2007

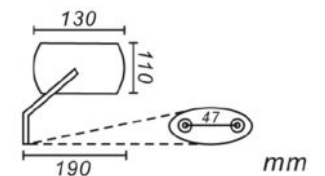


| | BLACK | CARBON | REPLACES O.E.M. |
|-----------|-----------------|-----------------|------------------------|
| RH | 20-37421 | 20-37423 | 2C0-26290-00-00 |
| LH | 20-37422 | 20-37424 | 2C0-26280-00-00 |

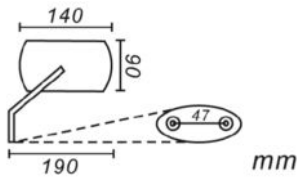


YAMAHA

FITS FZR600 1989-1999.



| | BLACK | REPLACES O.E.M. |
|-----------|-----------------|------------------------|
| RH | 20-86881 | 3HE-26280-10 |
| LH | 20-86882 | 3HE-26290-10 |

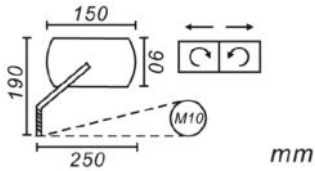


YAMAHA

YZF600R '95-'07,
YZF750R '94-'98
FZR1000 '94-'95,
XJ600 '92-'98



| BLACK | | REPLACES O.E.M. |
|--------------|-----------------|------------------------|
| RH | 20-86871 | 4FM-26290-10 |
| LH | 20-86872 | 4FM-26280-10 |

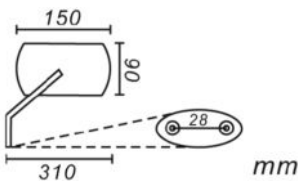


YAMAHA

YAMAHA FZ6,
XJR 1300



| CHROME | | REPLACES O.E.M. |
|---------------|-----------------------------|------------------------|
| RH | 20-86838 YAMAHA ONLY | 1B3-26280-10 |
| RH/LH | 20-86839 | 1B3-26290-10 |

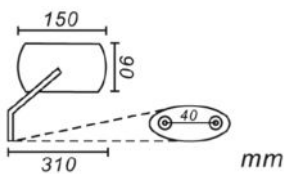


YAMAHA

YZF-R6 2008-2016



| BLACK | | REPLACES O.E.M. |
|--------------|-----------------|---------------------------|
| RH | 20-57901 | 13S-26290-00/10-00 |
| LH | 20-57902 | 13S-26280-00/10-00 |

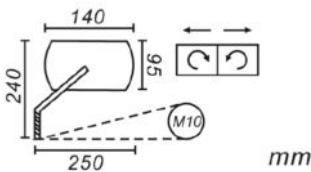


YAMAHA

FZ8S 2010-2015
NON U.S. MODEL



| BLACK | | REPLACES O.E.M. |
|--------------|-----------------|------------------------|
| RH | 20-57981 | 42P-26290-00-00 |
| LH | 20-57982 | 42P-26280-00-00 |



YAMAHA

FITS YAMAHA FZ8 2013-2015
XJ6N (NON FAIRING) 2014-2016

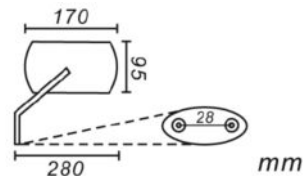


| BLACK | | REPLACES O.E.M. |
|--------------|-----------------|------------------------|
| RH | 20-37491 | 20S-26290-10-00 |
| LH | 20-37492 | 20S-26280-10-00 |



YAMAHA

**YZFR6, YZFR7, YZF1000,
MATTE BLACK OEM STYLE.
REPLACES FAIRING MOUNTED
MIRRORS FOR: YZFR6 '99-'00,
YZFR7 '99, YZF 1000 '98-'99**



| | BLACK | REPLACES O.E.M. |
|-----------|-----------------|------------------------|
| RH | 20-86891 | 4YR-26290-00 |
| LH | 20-86892 | 4YR-26280-01 |



YAMAHA

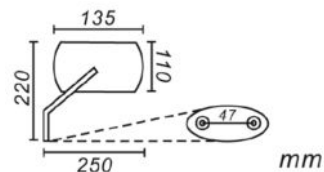
**XS MODEL MIRRORS
CHROME STEM WITH BLACK HEAD
SLIDE PACK WITH ONE PER
RD400C,D,E,F, 1976-1979, XS360C,D 1976-1977,
XS400D,E 1977-1978, XS500C,D,E 1976-1978,
XS750D,E 1977-1978**

| | | REPLACES O.E.M. |
|-----------|-----------------|------------------------|
| RH | 20-31902 | 1J7-26290-02 |
| LH | 20-31901 | 1J7-26290-12 |



YAMAHA

**TINTED GLASS TRUE VISION.
FAIRING MOUNT
FITS ON ALL FZ700/750.
SOLD EACH**

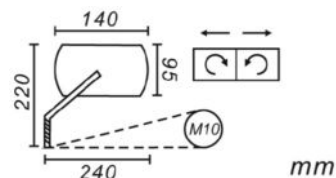


| | BLACK | REPLACES O.E.M. |
|-----------|-----------------|------------------------|
| RH | 20-86851 | 1AE-26290-00 |
| LH | 20-86852 | 1AE-26280-00 |



YAMAHA

**TDM 850 1999-2001
TDM900 2002-2012**

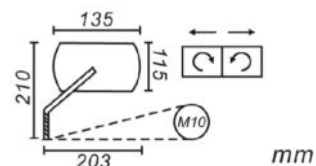


| | BLACK | REPLACES O.E.M. |
|-----------|-----------------|------------------------|
| RH | 20-37461 | 4TX-26290-50 |
| LH | 20-37462 | 4TX-26280-50 |



YAMAHA

TDM 850 1992-1993



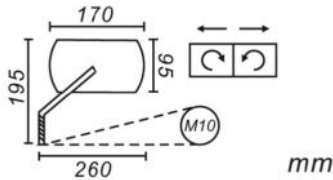
| | BLACK | REPLACES O.E.M. |
|-----------|-----------------|------------------------|
| RH | 20-86811 | 3VD-26290-0100 |
| LH | 20-86812 | 3VD-26280-0100 |

YAMAHA

XJ 750 1981-1983
 XV920 1983
 SECA (XJ900K) 1983
 SOLD AS PAIR



| | BLACK | REPLACES O.E.M. |
|--------------|-----------------|-------------------------|
| RH/LH | 20-86800 | R/H 31A-26290-10 |
| | | L/H 31A-26290-00 |

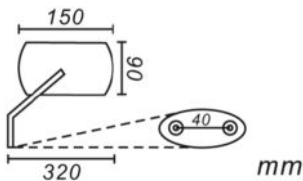


YAMAHA

MT09, FZ09 2014-2016



| | BLACK | REPLACES O.E.M. |
|-----------|-----------------|------------------------|
| RH | 20-34931 | 1RC-26290-00 |
| LH | 20-34932 | 1RC-26280-00 |

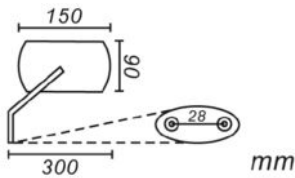


YAMAHA

FZS1000 (FZ1) 2006-2015



| | BLACK | CARBON | REPLACES O.E.M. |
|-----------|-----------------|-----------------|--------------------------------|
| RH | 20-37431 | 20-37433 | 3C3-26290-00-00 (06-09) |
| | | | 3C3-26290-10-00 (10-15) |
| LH | 20-37432 | 20-37434 | 3C3-26280-00-00 (06-09) |
| | | | 3C3-26280-10-00 (10-15) |

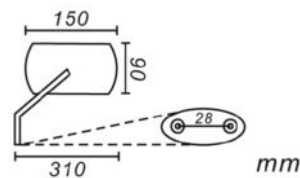


YAMAHA

YZF-R1 2007-2008 MODELS.



| | BLACK | CARBON | REPLACES O.E.M. |
|-----------|-----------------|-----------------|------------------------|
| RH | 20-37441 | 20-37443 | 4C8-26290-00-00 |
| LH | 20-37442 | 20-37444 | 4C8-26280-00-00 |



YAMAHA

YZFR1 2009-2014 MODELS.

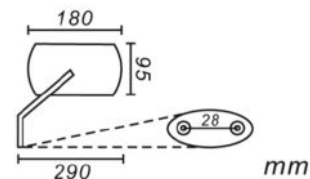


| | BLACK | REPLACES O.E.M. |
|-----------|-----------------|------------------------|
| RH | 20-37481 | 14B-26290-00-00 |
| LH | 20-37482 | 14B-26280-00-00 |



YAMAHA

FZS1000 (FZ1) 2001-2005

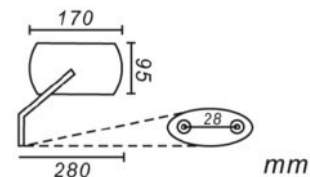


| | BLACK | CARBON | REPLACES O.E.M. |
|-----------|-----------------|-----------------|------------------------|
| RH | 20-80511 | 20-80513 | 5LV-26290-00-00 |
| LH | 20-80512 | 20-80514 | 5LV-26280-00-00 |



YAMAHA

**FITS YZF 1000R 1997 U.S.
1996-2001 EU.**



| | BLACK | REPLACES O.E.M. |
|-----------|-----------------|------------------------|
| RH | 20-48591 | 4SV-26290-00 |
| LH | 20-48592 | 4SV-26280-00 |



YAMAHA

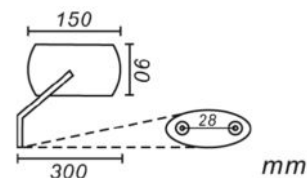
**YZF-R1 2000-2001
(ALSO '01 CHAMPIONS EDITION).**

| | BLACK | CARBON | REPLACES O.E.M. |
|-----------|-----------------|-----------------|------------------------|
| RH | 20-80501 | 20-80503 | 5JJ-26290-00 |
| LH | 20-80502 | 20-80504 | 5JJ-26280-00 |



YAMAHA

YZF R1 2002-2003

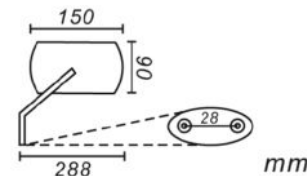


| | BLACK | CARBON | REPLACES O.E.M. |
|-----------|-----------------|-----------------|------------------------|
| RH | 20-80531 | 20-80533 | 5PW-26290-00-00 |
| LH | 20-80532 | 20-80534 | 5PW-26280-00-00 |



YAMAHA

YZF R1 2004-2006



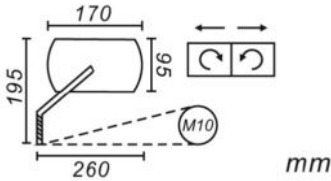
| | BLACK | CARBON | REPLACES O.E.M. |
|-----------|-----------------|-----------------|------------------------|
| RH | 20-80541 | 20-80543 | 5VY-26290-00-00 |
| LH | 20-80542 | 20-80544 | 5VY-26280-00-00 |

YAMAHA

**FJ1100 MIRRORS
TRUE VISION MIRRORS.
SOLD EACH**



| | BLACK | REPLACES O.E.M. |
|-----------|-----------------|------------------------|
| RH | 20-31951 | 36Y-26290T-00 |
| LH | 20-31952 | 36Y-26290G-00 |

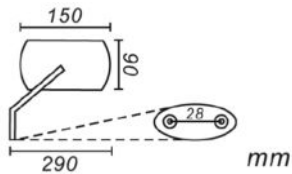


YAMAHA

**XTZ1200Z
SUPER TENERE 2014-2015**



| | BLACK | REPLACES O.E.M. |
|-----------|-----------------|------------------------|
| RH | 20-34941 | 2BS-26290-00-00 |
| LH | 20-34942 | 2BS-26280-00-00 |



YAMAHA

FJR 1300 2003-2005



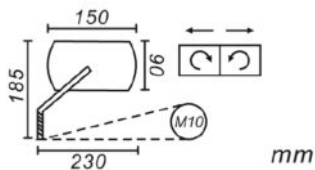
| | BLACK | CARBON | REPLACES O.E.M. |
|-----------|-----------------|-----------------|------------------------|
| RH | 20-80521 | 20-80523 | 5JW-26290-00-00 |
| LH | 20-80522 | 20-80524 | 5JW-26280-00-00 |

YAMAHA

VMX 1700 2009-2016



| | CHROME | REPLACES O.E.M. |
|-----------|-----------------|------------------------|
| RH | 20-57931 | 2S3-26290-00-00 |
| LH | 20-57932 | 2S3-26280-00-00 |



YAMAHA

VMX'S, XJ'S & XV'S



| | CHROME | REPLACES O.E.M. |
|-----------|-----------------|------------------------|
| RH | 20-86831 | 1AA-26920-02 |
| LH | 20-86832 | 1AA-26980-02 |



YAMAHA

**SCROLLED FACED MIRROR
FACE HAS YAMAHA OR V-TWIN NAME
AND COMES EITHER WITH A LEFT OR
RIGHT HAND THREAD. CHROME FINISH**

| | YAMAHA | V-TWIN |
|----|----------|----------|
| RH | 20-21774 | 20-21751 |
| LH | 20-21773 | 20-21750 |



YAMAHA

**CHOPPER MIRRORS FOR YAMAHA
2 STYLES, OVAL AND CLASSIC.
2" X 4 1/2" DIE-CAST OR STAMPED STEEL,
10MM MOUNT, CHROME FINISH**

| | STEEL CLASSIC | DIE CAST CLASSIC | STEEL OVAL |
|----|---------------|------------------|------------|
| RH | 20-34816 | 20-34826 | 20-34836 |
| LH | 20-34814 | 20-34824 | 20-34834 |



YAMAHA

**XV1600 ROAD STAR '99-'03,
XV1700 ROAD STAR WARRIOR '02-'05,
XVS1100/A V-STAR '99-'05,
XVS650 V-STAR '98-'05,
XVZ13 ROYAL STAR '96-'01.**

| | CHROME | REPLACES O.E.M. |
|----|----------|-----------------|
| RH | 20-86833 | 4NK-26290-00-00 |
| LH | 20-86834 | 4NK-26280-00-00 |



YAMAHA

**FITS YAMAHA MT01
NON U.S. MODEL**

| | BLACK | REPLACES O.E.M. |
|----|----------|-----------------|
| RH | 20-57971 | 5YU-26290-30-00 |
| LH | 20-57972 | 5YU-26290-30-00 |



YAMAHA

**POPULAR EUROPEAN STYLE.
AVAILABLE IN BLACK,
WHITE OR CARBON FINISH.**

| | LH/RH 10mm | YAM RH |
|--------|------------|----------|
| BLACK | 20-97131 | 20-97132 |
| CARBON | 20-97141 | 20-97142 |
| WHITE | 20-97143 | 20-97144 |

YAMAHA

**GP SPORTS MIRROR
MATTE BLACK FINISH,
118MM X 85MM.
SOLD AS PAIR**



| | |
|-------------------|-----------------|
| MATT BLACK | |
| RH/LH | 20-46220 |

YAMAHA

**DELUXE GP MIRRORS
130MM X 85MM TRUE VISION.
MATT BLACK FINISH COMES IN LONG
OR SHORT STEMS 10MM THREADS.
SOLD AS PAIR
LH AND RH**



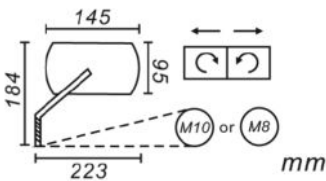
| | | |
|--------------|-------------------|------------------|
| BLACK | SHORT STEM | LONG STEM |
| RH/LH | 20-78253 | 20-78257 |

YAMAHA

**MATTE BLACK FINISH 5" STEM.
3 1/4" X 5 1/4" MIRROR SURFACE,
10MM THREAD.**



| | |
|-------------------|-----------------|
| MATT BLACK | |
| RH/LH | 20-25150 |



YAMAHA

**MARK II MIRRORS
MATTE BLACK FINISH
10MM SCREW-IN MOUNT.**



| | |
|-------------------|-----------------|
| MATT BLACK | |
| RH | 20-25171 |
| LH | 20-25172 |
| RH YAMAHA | 20-25173 |

UNIVERSAL MIRRORS

**LIVE TO RIDE, RIDE TO LIVE,
RIDE FREE MIRRORS**

WE HAVE UPDATED OUR "LTR" LIVE TO RIDE MIRROR LINE FROM "FREE SPIRIT" TO "RIDE FREE" SAME SHAPE, SAME STYLE, SAME CHOICE OF CHROME OR CHROME-GOLD.



| | CHROME | | CHROME GOLD | |
|-----------|-----------|-----------|-------------|-----------|
| STEM TYPE | RIGHT | LEFT | RIGHT | LEFT |
| HARLEY® | 20-31701A | 20-31703A | 20-31704A | 20-31707A |
| 10MM | 20-31754A | 20-31755A | 20-31757A | 20-31758A |
| YAMAHA | 20-31756A | | 20-31759A | |

DIE-CAST RECTANGULAR MIRRORS

HIGH QUALITY DIE-CAST CUSTOM CRUISER MIRRORS. FITS RIGHT OR LEFT. HIGH LUSTER CHROME.



| CHROME | | |
|-----------|-----|---------------|
| 20-21710 | R/L | 10MM SCREW-IN |
| 20-21710Y | R | YAMAHA |
| 20-21708 | R/L | HARLEY® STEM |

STAMPED RECTANGULAR MIRRORS

STAMPED STEEL BODY (CHROME). 128MM X 86MM, TINTED MIRROR SURFACE. FITS LEFT OR RIGHT SIDE.



| CHROME | | |
|----------|-----|---------------|
| 20-34910 | R | YAMAHA |
| 20-34800 | R/L | HARLEY® STEM |
| 20-49800 | R/L | CLAMP-ON |
| 20-34900 | R/L | 10MM SCREW IN |

DIE-CAST SCROLLED MIRROR

FITS RIGHT OR LEFT SIDE. 10MM THREAD MOUNTING.



| CHROME | | |
|----------|-------------------------|--|
| 20-21715 | SCROLLED NO NAME BRANDS | |
| 20-21750 | SCROLLED V-TWIN | |

METRIC CRUISER MIRRORS

OUR MOST POPULAR METRIC CRUISER MIRRORS. FITS ALL METRIC CRUISERS USING 10MM.



| 10MM R/L | | YAMAHA (R) |
|----------|--------|------------|
| 20-42444 | CHROME | 20-42443 |
| 20-42448 | BLACK | 20-42447 |
| 20-42445 | CARBON | 20-42446 |

UNIVERSAL OVAL BILLET MIRRORS FOR METRIC CRUISERS.

HIGH QUALITY CHROME FINISH, PACKAGE RIGHT/LEFT PAIR IN A BOX OR EACH RIGHT OR LEFT ON A POINT OF SALE DISPLAY PACK. 2 STEM SIZES SHORT OR LONG. PAIRS INCLUDE R/H STUD FOR YAMAHA.



| | |
|------------------------|-------------------------------------|
| 20-26305 PAIR | SHORT STEM |
| 20-26307 PAIR | LONG STEM |
| 20-26305R RIGHT | SHORT STEM + R/H YAMAHA STUD |
| 20-26307R RIGHT | LONG STEM + R/H YAMAHA STUD |
| 20-26305L LEFT | SHORT STEM |
| 20-26307L LEFT | LONG STEM |

CRUISER MIRRORS

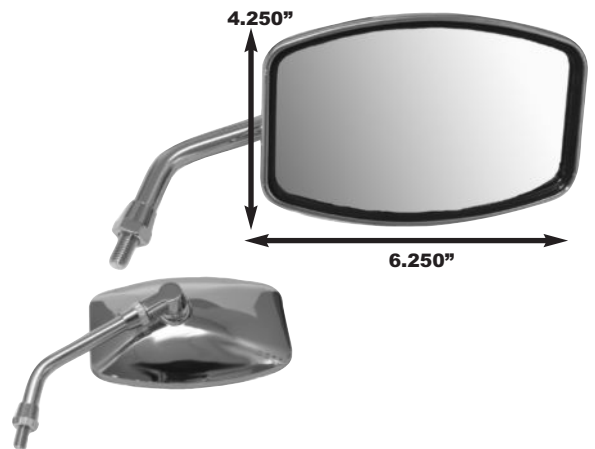
HIGH QUALITY CRUISER MIRRORS. AVAILABLE IN CHROME OR SATIN BLACK FINISH R/H MIRROR COMES WITH YAMAHA MOUNTING STUD



| | |
|-----------------|---|
| 20-53091 | CHROME RH ALL10MM + YAM (R) |
| 20-53092 | CHROME LH ALL10MM |
| 20-53093 | SATIN BLACK RH ALL10MM + YAM (R) |
| 20-53094 | SATIN BLACK LH ALL10MM |

THE "BIG ONE" CHROME CRUISER MIRROR

INCREASE YOUR REARVIEW... WITH OUR EASIER VIEWING LARGER MIRRORS.




CHROME

| | |
|----------------------|-------------------------------------|
| 20-42460 PAIR | (R-L) UNIVERSAL 10 MM |
| 20-42464 PAIR | (R-L) FOR YAMAHA 10MM MODELS |
| 20-42461 EACH | 10MM (R-L) H/K/S + YAM L |
| 20-42462 EACH | YAMAHA 10MM RIGHT |


"EL CHICO" A SMALLER VERSION OF OUR "THE BIG ONE" MIRROR

GREAT LOOKING "CHOPPER" STYLE., FOR CRUISERS TOO, CHROME FINISH



CHROME

| | |
|----------------------------|---------------------------------|
| 20-42470 PAIR (R-L) | UNIVERSAL 10 MM |
| 20-42474 PAIR (R-L) | FOR YAMAHA 10MM MODELS |
| 20-42471 EACH | 10MM (R-L) H/K/S + YAM L |
| 20-42472 EACH | YAMAHA 10MM RIGHT |



MINI STYLE MIRRORS

NOW A SMALLER (4" X 2-3/4" MIRROR FACE) VERSION OF THE POPULAR "HARLEY®" STYLE MIRROR. HIGH QUALITY DIE-CAST CHROME FINISH

| CHROME | | |
|--------------------------|-------------|-----------|
| 20-31781 | SCREW IN | RH 10MM |
| 20-31782 | SCREW-IN | LH 10MM |
| 20-31783 | SCREW-IN | RH YAMAHA |
| 20-31786 | SPLIT RH/LH | |
| W/ADAPTER FOR YAMAHA R/H | | |



'LIL' CRUISER MIRRORS

THESE MIRRORS ARE SMALLER VERSIONS OF OUR 20-86831/32/33/34 OEM YAMAHA STYLE MIRRORS. GREAT LOOKING CHROME MIRRORS FOR THE CRUISER RIDER. AVAILABLE WITH 10MM, YAMAHA, OR HARLEY® MOUNTING.

| CHROME | | |
|----------|-----|-----------|
| 20-86835 | R/L | 10MM STEM |
| 20-86836 | RH | YAMAHA |
| 20-86837 | R/L | HARLEY® |



CHOPPER MIRRORS

2 STYLES, OVAL AND CLASSIC. 2" X 4 1/2" DIE-CAST OR STAMPED STEEL. FITS LEFT OR RIGHT SIDE.

| CHROME | | |
|----------|-----------------------|--|
| 20-34814 | STEEL 10MM CLASSIC | |
| 20-34824 | DIE-CAST 10MM CLASSIC | |
| 20-34834 | STEEL 10MM OVAL | |



WIDE VIEW CRUISER MIRROR

HONDA "MAGNA" STYLED 10MM SOLD AS PAIR

| | CHROME | BLACK |
|------|----------|----------|
| PAIR | 20-42440 | 20-42441 |



CLASSIC TRIUMPH STYLED MIRROR

10MM D.O.T./E-MARK FITS LEFT OR RIGHT. SOLD EACH

| CHROME | |
|--------|----------|
| R/L | 20-06850 |

BUFFALO "3 INCH" CUSTOM MIRROR


**CHROME 3 INCH DIE-CAST BODY
COMES IN RAIL BACK DESIGN.
FITS LEFT OR RIGHT.
SOLD EACH**



| | |
|-----------------|-----------------------|
| CHROME | |
| 20-06845 | RH/LH |
| 20-06846 | YAMAHA RH ONLY |

CLASSIC ROUND MIRRORS

**4.75" (120MM) MIRRORS
WITH 8" (220MM)STEM.
UNIVERSAL MOUNT 10MM
SOLD AS PAIR**



| | |
|--------------|-----------------|
| | CHROME |
| RH/LH | 20-37414 |

UNIVERSAL 7/8" CLAMP-ON

**FITS LEFT OR RIGHT.
SOLD EACH**



| | |
|--------------|-----------------|
| | CHROME |
| RH/LH | 20-43000 |

CLAMP-ON TINTED MIRROR

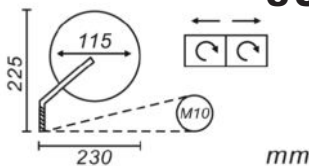
**THREE CLAMP SIZES IN EACH BOX.
FITS 3/4", 7/8" AND 1" HANDLEBARS.
3 DIFFERENT STEM LENGTHS**



| | |
|-----------------|-----------------|
| | CHROME |
| 20-06804 | 4" STEM |
| 20-06808 | 8" STEM |
| 20-06810 | 10" STEM |

SUZUKI STYLE MIRRORS

**EXCELLENT SUZUKI STYLED 10MM
SCREW-IN UNIVERSAL MIRRORS.
FITS RIGHT OR LEFT**



| | |
|-----------------|--------------------|
| | CHROME |
| 20-69740 | 5 1/2" STEM |
| 20-69742 | 7" STEM |

UNIVERSAL HONDA REPLICAS



REPLICA OF CLASSIC HONDA MIRROR FITS ANY MAKE OR MODEL WITH 10MM THREADS.

| | |
|----|---------------|
| | CHROME |
| LH | 20-30610 |
| RH | 20-30620 |

UNIVERSAL ROUND MIRRORS



FITS ALMOST ANY MOTORCYCLE (EXCEPT YAMAHA) COMES WITH 8MM & 10MM "EURO" MOUNT BRACKET. SOLD EACH

| | |
|-------|---------------|
| | CHROME |
| LH/RH | 20-30650 |

CLASSIC STYLE MIRROR



THIS MIRROR WILL FIT ALL RIGHT OR LEFT MOUNTING BRACKETS, EXCEPT RIGHT SIDE YAMAHA

| | |
|------|---------------|
| | CHROME |
| 8MM | 20-31608 |
| 10MM | 20-31610 |


UNIVERSAL MIRRORS



MATTE BLACK FINISH, 10MM THREADS. FITS LH OR RH.

| | |
|----------|---------------------------|
| | MATT BLACK FINISH |
| 20-64551 | LH & RH |
| 20-64552 | RH FOR MBK/YAMAHA BOOSTER |

UNIVERSAL ROUND MIRRORS



4" MIRROR WITH 8" STEM. FITS RIGHT OR LEFT.

| | |
|----------|-------------------|
| | CHROME |
| 20-42408 | 8MM THREAD MOUNT |
| 20-42410 | 10MM THREAD MOUNT |

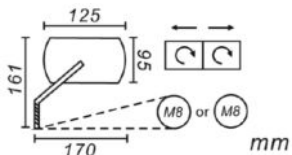
TRUE VISION BAR END MIRRORS

**UNIVERSAL MOUNTING BAR ENDS
"EL-CHICO" SMALLER RECTANGULAR MIRROR.
SOLD EACH**

| | |
|---------------|-----------------|
| CHROME | |
| R/L | 20-34020 |



BAR END MIRRORS



**FITS LEFT OR RIGHT,
7/8" HANDLEBAR,
BLACK OR CHROME.**

| | |
|---------------------|-----------------|
| BLACK | CHROME |
| R/L 20-34010 | 20-34000 |



CLAMP-ON MIRROR

**TWO STYLES OVAL AND CLASSIC DIE-CAST
OR STAMPED STEEL, CLAMP-ON.**

| | |
|-----------------|-------------------------|
| CHROME | |
| 20-34812 | METAL-CLASSIC |
| 20-34822 | DIE-CAST-CLASSIC |
| 20-34832 | METAL-OVAL |



**3" CHROME STAMPED
STEEL MIRRORS
SOLD EACH**

| | |
|------------------|-----------------------------------|
| CHROME | |
| 20-06814 | 4" STEM WITH 3 SIZE CLAMP |
| 20-06816 | 6" STEM WITH 3 SIZE CLAMP |
| 20-06817 | BOLT THRU STEM FOR HARLEY® |
| 20-06817B | FOR HARLEY® IN BLACK |
| 20-06818 | 10MM SCREW-ON STEM |
| 20-06819 | R/H STEM FOR YAMAHA |





POLISHED



BLACK

ALUMINUM 3" ROUND BAR END MIRRORS

CLASSIC YET CONTEMPORARY. THIS BEAUTIFUL LITTLE 3" ROUND ALUMINUM BAR END MIRROR HAS A CONVEX LENS FOR WIDE FIELD OF VIEW (FOR A 3" MIRROR). POWDER COATED FINISH WITH STAINLESS STEEL HARDWARE FOR ENDURING GOOD LOOKS.

| | BLACK | POLISHED |
|----|----------|----------|
| RH | 20-34041 | 20-34043 |
| LH | 20-34042 | 20-34044 |



UNIVERSAL FAIRING MOUNT MIRRORS W/LED MARKER

MOUNTING BOLTS WILL ACCOMMODATE 20MM-62MM BOLT SPACING, WITH LED MARKER LIGHTS AVAILABLE IN MATT BLACK AND CARBON FINISH. SOLD AS PAIR

| RH/LH | |
|----------|-------------------|
| 20-26190 | MATT BLACK FINISH |
| 20-26196 | CARBON FINISH |



UNIVERSAL FAIRING MOUNT MIRRORS

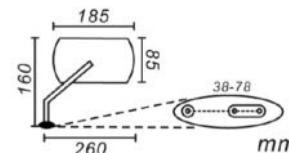
AVAILABLE IN MATT BLACK AND CARBON FINISH SOLD AS A PAIR

| RH/LH | |
|----------|-------------------|
| 20-25121 | MATT BLACK FINISH |
| 20-25122 | CARBON FINISH |



MARK II FAIRING MOUNT MIRROR

MATTE BLACK FINISH, FAIRING MOUNT. SOLD EACH



| MATTE BLACK FINISH | |
|--------------------|----------|
| RH | 20-25181 |
| LH | 20-25182 |

“DUCATI” STYLE MIRRORS

THESE MIRRORS COME WITH AMBER LENS
SAFETY LIGHTS IN THE MIRROR BODY.

GOOD LOOKING PLUS ADDED SAFETY.

AVAILABLE IN FAIRING MOUNT OR SCREW-IN
STYLES, AND EITHER BLACK OR CARBON FINISH.

| | |
|-----------|-----------------------------|
| 20-25161 | BLACK RH FAIRING MOUNT |
| 20-25162 | BLACK LH FAIRING MOUNT |
| 20-25163 | CARBON RH FAIRING MOUNT |
| 20-25164 | CARBON LH FAIRING MOUNT |
| 20-25165 | BLACK RH 10MM SCREW-IN |
| 20-25165Y | BLACK RH YAM 10MM SCREW-IN |
| 20-25166 | BLACK LH 10MM SCREW-IN |
| 20-25167 | CARBON RH 10MM SCREW-IN |
| 20-25167Y | CARBON RH YAM 10MM SCREW-IN |
| 20-25168 | CARBON LH 10MM SCREW-IN |



FAIRING MOUNT



SCREW IN

UNIVERSAL 10MM MIRRORS

SCREW IN TYPE
E-MARK

BLACK

| | |
|----------|------------|
| 20-42491 | RIGHT HAND |
| 20-42492 | LEFT HAND |



UNIVERSAL 10MM MIRRORS

SCREW IN TYPE
E-MARK

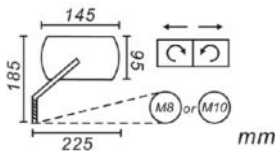
BLACK

| | |
|----------|------------|
| 20-42481 | RIGHT HAND |
| 20-42482 | LEFT HAND |



ROADHAWK MIRROR

3 1/4" X 5 1/4" MIRROR SURFACE 5"
OR 7" LONG STEM WITH
10MM THREAD MOUNT,
SOLD AS PAIRS



MATTE BLACK FINISH

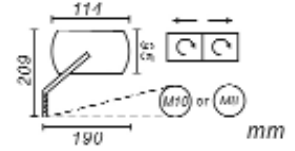
| | |
|----------|------------------|
| 20-25100 | RH & LH 5" STEM |
| 20-25105 | RH & LH 7" STEM |
| 20-25101 | R/H ONLY 5" STEM |
| 20-25102 | L/H ONLY 5" STEM |
| 20-25103 | R/H YAMAHA 5" |
| 20-25106 | R/H ONLY 7" STEM |
| 20-25107 | L/H ONLY 7" STEM |
| 20-25108 | R/H YAMAHA 7" |





UNIVERSAL MIRRORS

**118MM X 85MM
MIRROR SURFACE.
SOLD AS PAIR**



MATTE BLACK FINISH

| | |
|-----------------|--------------------|
| 20-46208 | 8MM THREAD |
| 20-46210 | 10MM THREAD |



UNIVERSAL MIRROR SETS

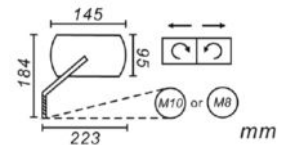
**TEARDROP STYLE WITH 10MM EUROMOUNT.
AVAILABLE IN THREE FINISHES**

| | |
|-----------------|---------------|
| 20-46250 | CARBON |
| 20-46251 | CHROME |
| 20-46252 | BLACK |



MARK II SCREW IN MIRROR

**MARK II MIRRORS
MATTE BLACK FINISH
10MM SCREW-IN MOUNT.**



MATT BLACK

| | |
|------------------|-----------------|
| RH | 20-25171 |
| LH | 20-25172 |
| RH YAMAHA | 20-25173 |



UNIVERSAL TRUE VISION

**TRUE VISION MIRROR.
5" STEM, 131MM X 81MM
SOLD AS PAIR**

MATTE BLACK FINISH

| | |
|-----------------|-----------------------------|
| 20-97110 | 10MM THREAD MOUNTING |
| 20-97120 | YAMAHA MOUNTING |



UNIVERSAL TRUE VISION

**TRUE VISION MIRROR 130MM X 85MM,
SURFACE MATTE BLACK FINISH. 10MM THREAD
LONG OR SHORT STEMS. PAIRS SOLD IN BOX,
INDIVIDUAL SOLD EACH**

| | |
|-------------------|--------------------------|
| SHORT PAIR | LONG PAIR |
| 20-78203 | 20-78207 |
| SHORT EACH | LONG EACH |
| 20-78213 | 20-78217 L/H |
| 20-78223 | 20-78227 R/H |
| 20-78224 | YAMAHA R 20-78229 |

EUROSPORT MIRRORS

**POPULAR EUROPEAN STYLE MIRRORS.
CHOOSE BETWEEN BLACK, WHITE OR
CARBON FINISH. AVAILABLE IN SCREW-IN
OR FAIRING MOUNT STYLE. POINT OF SALE,**



SCREW-IN TYPE

| SCREW - IN | | | |
|----------------------|--------------|---------------|--------------|
| | BLACK | CARBON | WHITE |
| 10MM | 20-97131 | 20-97141 | 20-97143 |
| YAMRH | 20-97132 | 20-97142 | 20-97144 |
| FAIRING MOUNT | | | |
| | BLACK | CARBON | WHITE |
| 6MMRH | 20-97151 | 20-97153 | 20-97155 |
| 6MMLH | 20-97152 | 20-97154 | 20-97156 |



FAIRING TYPE

UNIVERSAL MIRROR SETS

**RABBIT EAR STYLE
10MM EUROMOUNT.**



CARBON FINISH

20-46270 10mm EUROMOUNT

MALTESE CROSS MIRRORS

**THESE HIGH QUALITY 1960'S
CHOPPER LOOK MIRRORS...ARE NOW
UPDATED WITH GLASS MIRROR TINTED FINISH.
AVAILABLE IN REGULAR OR SPLIT STEM TYPES.
DIE-CAST CHROME OR BLACK FINISH**

- 20-34840A CHROME RH OR LH HARLEY® FITTING**

- 20-34841A CHROME 10MM YAMAHA RH**

- 20-34842A CHROME 10MM RH/LH OTHER THAN YAMAHA RH**

- 20-34843A CHROME CLAMP-ON 3 SIZES**

- 20-34845A BLACK RH OR LH HARLEY® FITTING**

- 20-34848A BLACK CLAMP-ON STEM**


- 20-34861A CHROME SPLIT STEM RH HARLEY® FITTING**

- 20-34862A CHROME SPLIT STEM LH HARLEY® FITTING**

- 20-34863A CHROME SPLIT STEM COMES W/ 2 MOUNTING STUDS**

- RH COMMON MOUNT AND YAM RH**

- 20-34864A CHROME SPLIT STEM LH 10MM**






MALTESE CROSS MIRRORS

MALTESE CROSS SINGLE FUNCTION AMBER LED RUNNING LIGHT.

CHROME

| | |
|------------------|---|
| 20-34865A | R/L FOR HARLEY© |
| 20-34866A | R/L 10MM FOR JAPANESE INCLUDING YAMAHA |



MALTESE CROSS MIRRORS

THICKER STEM, FITS RIGHT OR LEFT ALSO AVAILABLE FOR RIGHT SIDE YAMAHA. CHROME FINISH 10MM SCREW IN

CHROME

| | | |
|-----------------|--------------------|------------------|
| 20-34971 | 4.5" STEM | FITS: R/L |
| 20-34972 | 4.5" STEM | YAM. R |
| 20-34973 | 5.750" STEM | R OR L |
| 20-34974 | 5.750" STEM | YAM R |

OFF ROAD MIRRORS



UTV UNIVERSAL MIRROR REAR OR SIDE VIEW

EXTRA WIDE CONVEX MIRROR FOR A WIDER VIEWING AREA. ABS HIGH IMPACT HOUSING WITH A 4.5" X 8." MIRROR. EXTRA HEAVY DUTY 10MM SOCKET BALL JOINT FOR VIEW ADJUSTMENT

BLACK

| | |
|-----------------|------------------------------------|
| 20-64574 | MIRROR WITH ALL 3 CLAMPS |
| 20-64570 | MIRROR WITH 1.5" CLAMP |
| 20-64571 | MIRROR WITH 1.75" CLAMP |
| 20-64572 | MIRROR WITH 2.0" CLAMP |
| 20-64573 | SET OF 3 CLAMPS IN POLY BAG |



TRUE VISION UNIVERSAL MOUNT ENDURO MIRROR SET

LIGHTWEIGHT AND EASILY MOUNTS TO MOST ALL CLUTCH AND MASTER CYLINDER BRACKETS THAT USE 5MM BOLTS. MAY EASILY BE MODIFIED TO 6MM.

SOLD AS PAIR

BLACK FINISH

| | |
|-----------------|----------------------|
| 20-64503 | SOLD IN PAIRS |
|-----------------|----------------------|

ENDURO MIRROR

FITS LEFT OR RIGHT (EXCEPT YAMAHA RH), WILL FOLD COMPLETELY DOWN AND OUT OF WAY.

BLACK ONLY

| | | |
|-----------------|--------------|--------------------------|
| 20-64580 | LH/RH | 10MM THREAD MOUNT |
| 20-64581 | R/H | 10MM YAM ONLY |



ENDURO MIRROR

BLACK PLASTIC ENDURO MIRRORS. LOOSEN ONE PHILLIPS SCREW AND THE MIRROR WILL ROTATE THROUGH 360° TO KEEP OUT OF HARMS WAY

BLACK ONLY

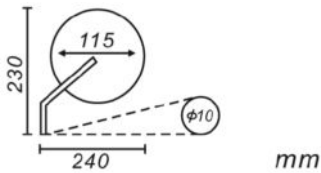
| | |
|-----------------|-----------------------|
| 20-64586 | FITS 7/8 BARS. |
|-----------------|-----------------------|



SCOOTER MIRRORS

APRILIA

SCARABO 50, 100 1993-2011

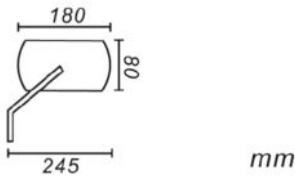


| | |
|-----------------------|------------------------|
| BLACK | REPLACES O.E.M. |
| RH/LH 20-26141 | 8201984 |



APRILIA

**SR50 1997-2008
GULLIVER 50 1995-1998**

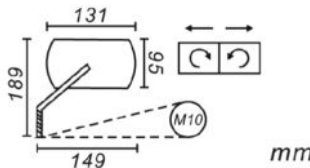


| | |
|----------------------|------------------------|
| BLACK | REPLACES O.E.M. |
| RH 20-26131 | 8201975 (R) |
| LH 20-26132 | 8201976 (L) |
| PAIR 20-26130 | |



APRILIA

**MOJITO CUSTOM 1999-2012
MOJITO HABANA 1999-2008
SOLD AS PAIR**



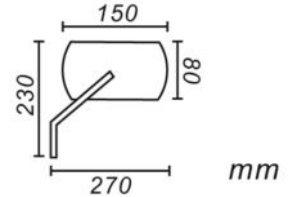
| | |
|-----------------------|------------------------|
| CHROME | REPLACES O.E.M. |
| RH/LH 20-26150 | 8202166 (R) |
| | 8202170 (L) |





APRILIA

**LEONARD 125/150/250.
1999-2004**

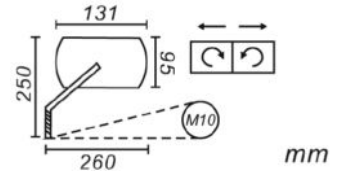


| BLACK | | REPLACES O.E.M. |
|--------------|-----------------|------------------------|
| RH | 20-26121 | 8102866 (R) |
| LH | 20-26122 | 8102867 (L) |
| PAIR | 20-26120 | |



APRILIA

SCARABO 125/150 1999-2004



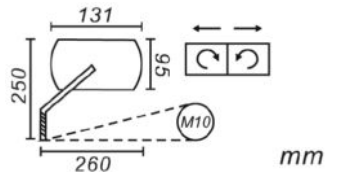
SOLD AS PAIR

| CHROME | | REPLACES O.E.M. |
|---------------|-----------------|------------------------|
| RH/LH | 20-26100 | 8102835 (R) |
| | | 8102836 (L) |



APRILIA


**SCARABO 125, 150, 200, 250
1999-2006**



SOLD AS PAIR

| BLACK | | REPLACES O.E.M. |
|--------------|-----------------|------------------------|
| RH/LH | 20-26110 | 8104491 (R) |
| | | 8104492 (L) |


MIRRORS FOR PIAGGIO



PIAGGIO

**LIBERTY CIAO
SOLD AS PAIR**

| BLACK | | REPLACES O.E.M. |
|--------------|-----------------|------------------------|
| RH/LH | 20-31510 | 583049 |



PIAGGIO

**ET2/ET4
SOLD AS PAIR**

| BLACK | | REPLACES O.E.M. |
|--------------|-----------------|------------------------|
| RH/LH | 20-31500 | 581553 |

PIAGGIO

X9,25/125/180

| | BLACK | REPLACES O.E.M. |
|-----------|-----------------|------------------------|
| RH | 20-31521 | 581499 |
| LH | 20-31522 | |



PIAGGIO

DNA GILERA 125

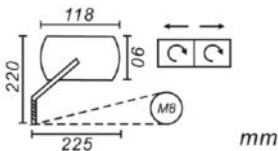

| | BLACK | REPLACES O.E.M. |
|-----------|-----------------|------------------------|
| RH | 20-31531 | 583111 |
| LH | 20-31532 | |



PIAGGIO

BEVERLY 125
SOLD AS PAIR

| | CHROME | REPLACES O.E.M. |
|--------------|-----------------|------------------------|
| RH/LH | 20-31540 | CM067403 |



PIAGGIO

ZIP 50 2000-2009
ZIP100 2006-2008
ZIP125 2000-2003
SOLD AS PAIR

| | BLACK | REPLACES O.E.M. |
|--------------|-----------------|--|
| RH/LH | 20-31550 | CM063902(R) CM063901(L) |



MIRRORS FOR VESPA

ROUND CHROME MIRRORS
FOR VESPA PK 50
E-MARK
SOLD EACH

| CHROME | R/H | L/H |
|---------------|-----------------|-----------------|
| | 20-31561 | 20-31562 |



UNIVERSAL SCOOTER MIRRORS

UNIVERSAL MOPED/SCOOTER

COMES WITH CLAMP MOUNT TO
FIT 7/8" HANDLEBARS.

SOLD AS PAIR

| BLACK WITH CHROME STEM | |
|-------------------------------|-----------------|
| RH/LH | 20-64515 |






RECTANGULAR SCOOTER MIRROR

**CHROME 7" STEM WITH 8MM THREAD.
118MM X 81MM CONVEX
SOLD EACH**

BLACK WITH CHROME STEM

RH/LH 20-64531



UNIVERSAL SCOOTER MIRROR

COMES WITH CLAMP MOUNT TO FIT 7/8" HANDLEBARS. ALSO 8MM THREADS THAT FITS MOPED AND SCOOTERS. BLACK MATTE HEAD WITH CHROME STEM. FITS RH OR LH.

BLACK WITH CHROME STEM

RH/LH 20-64500



"Z" STYLED MIRRORS

FOR MOPED SCOOTERS OR MOTORCYCLES. FITS 7/8" HANDLEBARS WITH A CLAMP MOUNT OR REMOVE CLAMP MOUNT FOR FITTING ON HONDA GYRO AND SPREE.

FITS RIGHT OR LEFT SOLD AS PAIR

BLACK WITH CHROME STEM

RH/LH 20-64510 ROUND TYPE

RH/LH 20-64520 SQUARE TYPE



REPLACEMENT 5" MIRROR

**STEM A: HONDA BALI EX, SJ50 BALI, SH50, SFX50, X8R-S, X8R-X FORESIGHT 250
STEM B: PIAGGO 80CC ZIP, 80CC SKIPPER**

| BLACK | LH | RH |
|-------------|----------|----------|
| STEM A 8MM | 20-64592 | 20-64591 |
| STEM B 10MM | 20-64596 | 20-64595 |



MINI SCOOTER MIRRORS

**AVAILABLE IN BLACK, CHROME AND CARBON. 8MM THREADS. SOLD AS PAIR
8MM HON.**

| KAW. SUZ. | | 8MM YAM. |
|-----------|--------|----------|
| 20-59610 | BLACK | 20-59611 |
| 20-59620 | CHROME | 20-59621 |
| 20-59630 | CARBON | 20-59631 |



MARK II SCOOTER MOUNT MIRROR

SCOOTER MOUNT.

**WHEN CURRENT WAREHOUSE STOCK HAS BEEN SOLD, THIS ITEM WILL BE NLA
SOLD EACH**

MATTE BLACK FINISH

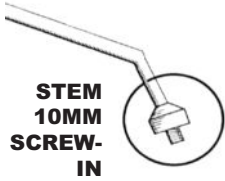
RH 20-25191

LH 20-25192

STEM MOUNTING TYPES & CLAMPS

LONG 7" STEM

SHORT 5" STEM



STEM
10MM
SCREW-
IN



CLAMP SET
20-28100




STEM FOR
HARLEY®



NOTCH
FOR
YAMAHA
RIGHT
SIDE

USE W/CLAMP



SPARE STEMS: EACH IN POLY-BAG. 100 PER TYPE

| PART NO. | FINISH | STYLE | PART NO. |
|----------|--------|-----------------|----------|
| 20-34950 | CHROME | 10MM | 20-34952 |
| 20-34951 | CHROME | YAM R SIDE | 20-34953 |
| 20-34850 | CHROME | HARLEY® | 20-34851 |
| 20-49851 | CHROME | USE W/CLAMP | 20-49850 |
| 20-28100 | CHROME | HANDLEBAR CLAMP | ----- |

MIRROR BRACKETS



UNIVERSAL TO FIT 7/8" HANDLEBARS.
AVAILABLE IN BLACK, CARBON OR
CHROME FINISH

| | BLACK | CHROME | CARBON |
|------------|----------|----------|----------|
| 10MM | 20-28120 | 20-28121 | 20-28122 |
| YAM RH | 20-28125 | 20-28126 | 20-28127 |
| FOR 1" BAR | | 20-28128 | |

*NOTE: MOST YAMAHA MIRRORS USE A RIGHT AND LEFT HAND 10MM THREAD AND WILL NOT INTERCHANGE


10MM MIRROR STUDS

20-26397
RIGHT HAND THREAD
20-26398
LEFT HAND YAMAHA



| EMGO# | MALE | FEMALE | FINISH |
|----------|----------|----------|--------|
| 20-28108 | 8mm R/H | 10mm R/H | Black |
| 20-28109 | 8mm R/H | 10mm R/H | Chrome |
| 20-28110 | 10mm R/H | 8mm R/H | Black |
| 20-28111 | 10mm R/H | 8mm R/H | Chrome |
| 20-28112 | 10mm R/H | 10mm R/H | Black |
| 20-28113 | 10mm R/H | 10mm R/H | Chrome |
| 20-28140 | 10mm R/H | 8mm L/H | Black |
| 20-28141 | 10mm R/H | 8mm L/H | Chrome |
| 20-28142 | 10mm R/H | 10mm L/H | Black |
| 20-28143 | 10mm R/H | 10mm L/H | Chrome |
| 20-28148 | 8mm R/H | 10mm L/H | Black |


MIRROR ADAPTERS



NEW MIRROR ADAPTER

20-28114
MIRROR ADAPTER BLACK FINISH
20-28115
MIRROR ADAPTER CHROME FINISH

ADAPTS 10MM RIGHT HAND THREAD MIRRORS
10MM L/H MALE THREADS, 10MM R/H FEMALE THREADS



MIRROR BRACKETS, ADAPTERS



EMGO[®] CLASSIC

**MOTORCYCLE PARTS/ACCESSORIES FOR
CLASSIC BRITISH, KAWASAKI, YAMAHA,
HONDA, SUZUKI AND OTHER METRIC
MOTORCYCLES**

We keep classic models alive, well and on the road for riders to enjoy with new products added monthly. Classic Motorcycle Dealers contact your EMGO Distributor or the EMGO website: www.emgo.com for a look at our complete line of parts for Classic British and Metric motorcycles. Our EMGO Classic/Cafe Catalog is available now on our website or by mail (Dealers only)



Mufflers, Exhaust parts



Tank Badge sold separately

Gas Tanks



Mirrors/Viper Fairing



Shocks, Fork Tubes



Pistons Sets, Rings



Electronics

**Air-Oil-Fuel Filters, Brakes Disc/Shoes, Control Cables, Handlebars/Control Assemblies,
Fork Tubes-Seals-Boots, Grip Sets, Speedometers-Tachometers, Head/Taillights,
Clutch Parts, Sprockets, Tools and much more. One Brand One Source. EMGO**

**Dealers: If you are now offering your customers quality EMGO products,
then you know our products are profit makers.**

If you are still not offering your customers EMGO products then you are missing out.

A world wide supplier of Classic/Cafe parts



Phone: (770) 944-3532



Mail to: EMGO Int'l Ltd.
PO Box 664
Mableton, GA
30126 U.S.A.



Fax: (770) 944-7672



Internet: www.emgo.com
Email: emgo@emgo.com

GIVE YOURSELF THE EMGO ADVANTAGE WHEN IT COMES TO FILTERS AND MIRRORS.


EMGO AIR, FUEL, AND OIL FILTERS HAVE BEEN A LEADING SELLER FOR YEARS. THE DEALERS LIKE THE MARGINS, THE RIDERS LIKE BEING ABLE TO PURCHASE A HIGH QUALITY FILTER AT A REASONABLE PRICE. EMGO OFFERS ONLY MOTORCYCLE AND ATV/UTV FILTERS. WE ARE NOT AN AUTOMOTIVE SUPPLIER IN THE MOTORCYCLE MARKET.



OIL MICROGLASS/SPIN-ON



OIL FILTER ELEMENTS



AIR FILTERS



CLAMP-ON AIR FILTERS



FUEL FILTERS



AMERICAN CRUISERS



METRIC MOTORCYCLES



"CLASSIC" CAFE/ BRITISH



UNIVERSAL FIT & SCOOTERS



UTV/ATV

CHECK OUT OUR LINE OF FILTERS AT YOUR LOCAL AFTERMARKET MOTORCYCLE PARTS DISTRIBUTOR. GET THE PROFIT MARGINS YOU NEED PLUS A HAPPY CUSTOMER.

EMGO MIRRORS MAY BE THE BEST SELLING AFTERMARKET MIRROR LINE IN THE STATES. FAST MOVERS WITH UP-TO-DATE MODELS AND STYLES FOR CRUISERS, SPORTBIKES, AND SCOOTERS...JUST ASK YOUR LOCAL EMGO DISTRIBUTOR. STOCK EMGO MIRRORS AND INCREASE YOUR MARGINS. YOUR DISTRIBUTOR CAN GIVE COMPETITIVE PRICES (VERY COMPETITIVE)...YOUR CUSTOMERS WILL SEE THE QUALITY AND SMILE AT THE REASONABLE PRICES YOU CAN OFFER.

DEALERS:

PLEASE CONTACT YOUR EMGO DISTRIBUTOR FOR PRICES AND INFORMATION ON THESE, PLUS HUNDREDS OF OTHER EMGO MOTORCYCLE PARTS/ACCESSORIES. INCREASE YOUR PROFITS AS OUR PRODUCTS ARE FAST MOVING, HIGH QUALITY AND AT REASONABLE PRICES MORE OF WHAT YOUR CUSTOMERS WANT. TO VIEW THE ENTIRE EMGO PRODUCT LINE VISIT OUR WEBSITE:
www.emgo.com

PREVIEW OUR 2017 EXPANDED EMGO PRODUCT LINE.



NOT JUST FILTERS & MIRRORS....

PEOPLE KNOW US FOR OUR FILTERS & MIRRORS BECAUSE WE ARE ONE OF THE WORLDS LEADING SUPPLIERS OF MOTORCYCLE FILTERS & MIRRORS.

WE ARE ALSO A MAJOR SUPPLIER OF BRAKE PADS, CONTROL LEVERS, FOOTPEGS, GOGGLES AND MANY OTHER AFTERMARKET POWERSPORT PRODUCTS.

IN FACT, WE HAVE OVER 4,000 CATALOGUED PARTS THAT WE SUPPLY TO OVER 100 DISTRIBUTORS THROUGHOUT THE WORLD.

IF YOU ARE NOW OFFERING YOUR CUSTOMERS QUALITY EMGO PRODUCTS, THEN YOU KNOW OUR PRODUCTS ARE PROFIT MAKERS.

IF YOU ARE STILL NOT OFFERING YOUR CUSTOMERS EMGO PRODUCTS, THEN YOU ARE MISSING OUT.

RETAIL DEALERS: CONTACT YOUR EMGO DISTRIBUTOR TODAY!



THE AMERICAN MOTORCYCLE PROFESSIONALS IN

ASIA SINCE 1967

DISTRIBUTED BY:

